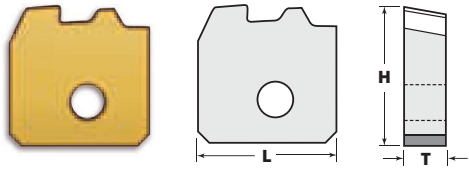




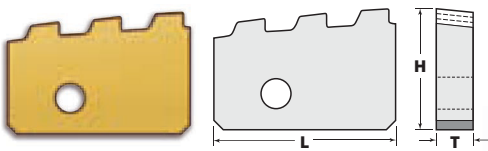
3TPI TSH-ER/MS EXTERNAL THREAD FORMS

522-3010E (1T-3P-TSH-ER/MS-EXT)



	Order #	Description	L	T	H	Teeth
INCH	522-3010E	1T-3P-TSH-ER/MS-EXT	.620	.187	.620	1
METRIC			15.75	4.75	15.75	1

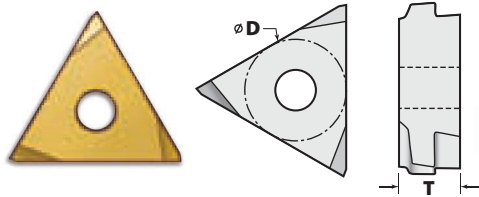
522-3030E (3T-3P-TSH-ER/MS-EXT)



	Order #	Description	L	T	H	Teeth
INCH	522-3030E	3T-3P-TSH-ER/MS-EXT	.984	.197	.656	3
METRIC			25.0	5.0	16.66	3

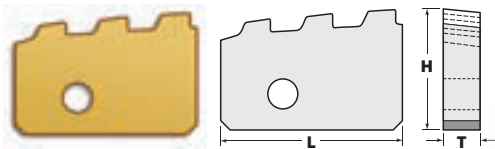
523-3010E (TNMA-56-3P-TSH-ER/MS-EXT)

523-3015E (TNMA-66-TSH-ER/MS-EXT)



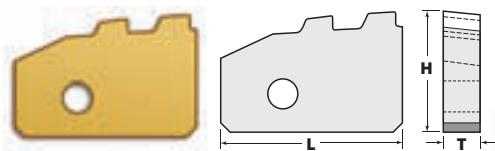
	Order #	Description	D	T
INCH	523-3010E	TNMA-56-3P-TSH-ER/MS-EXT	.625	.375
METRIC			15.88	9.53
INCH	523-3015E	TNMA-66-TSH-ER/MS-EXT	.750	.375
METRIC			19.05	9.53

522-3020E (3T-3P-TSH-ER/MS-EXT) – ROUGHER



	Order #	Description	L	T	H	Teeth
INCH	522-3020E	3T-3P-TSH-ER/MS-EXT	.984	.197	.625	3
METRIC			25.0	5.0	15.88	3

522-3025E (2T-3P-TSH-ER/MS-EXT)

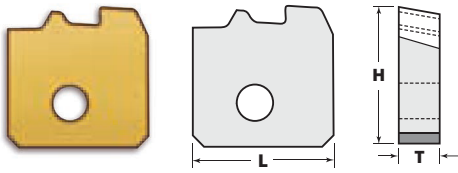


	Order #	Description	L	T	H	Teeth
INCH	522-3025E	2T-3P-TSH-ER/MS-EXT	.984	.197	.625	2
METRIC			25.0	5.0	15.88	2



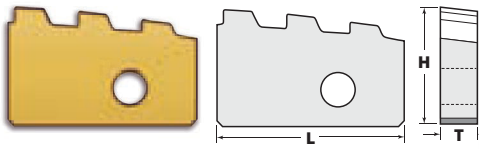
3TPI TSH-ER/MS INTERNAL THREAD FORMS

522-3010I (1T-3P-TSH-ER/MS-INT)



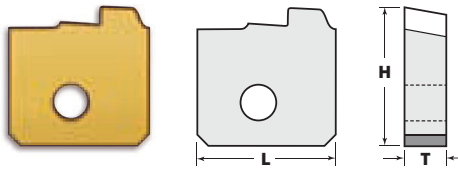
	Order #	Description	L	T	H	Teeth
INCH	522-3010I	1T-3P-TSH-ER/MS-INT	.620	.187	.620	1
METRIC			15.75	4.75	15.75	1

522-3035I (3T-3P-TSH-ER/MS-INT)



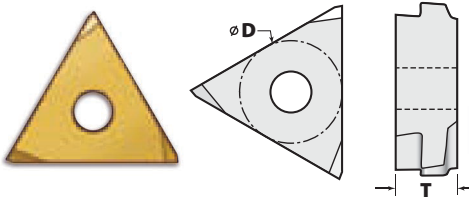
	Order #	Description	L	T	H	Teeth
INCH	522-3035I	3T-3P-TSH-ER/MS-INT	1.000	.197	.625	3
METRIC			25.4	5.0	15.88	3

522-3040I (1T-3P-TSH-ER/MS-INT)



	Order #	Description	L	T	H	Teeth
INCH	522-3040I	1T-3P-TSH-ER/MS-INT	.620	.187	.620	1
METRIC			15.75	4.75	15.75	1

523-3010I (TNMA-56-3P-TSH-ER/MS-INT)
523-3015I (TNMA-66-3P-TSH-ER/MS-INT)

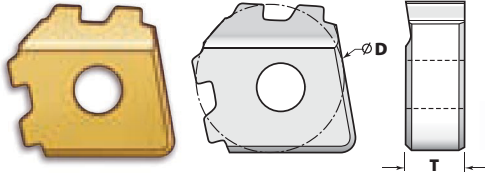


	Order #	Description	D	T
INCH	523-3010I	TNMA-56-3P-TSH-ER/MS-INT	.625	.375
METRIC			15.88	9.53
INCH	523-3015I	TNMA-66-3P-TSH-ER/MS-INT	.750	.375
METRIC			19.05	9.53



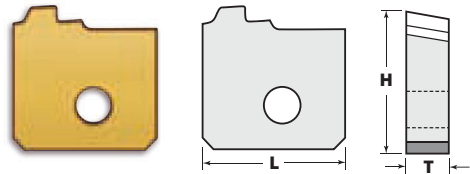
4TPI TSH-ER/MS EXTERNAL THREAD FORMS

280-4030 (THX-2T-4P-TSH-ER/MS-EXT)



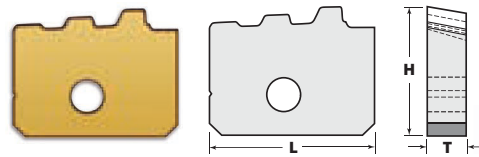
	Order #	Description	D	T	Teeth
INCH	280-4030	THX-2T-4P-TSH-ER/MS-EXT	.625	.250	2
METRIC			15.88	6.35	2

522-4010E (1T-4P-TSH-ER/MS-EXT)



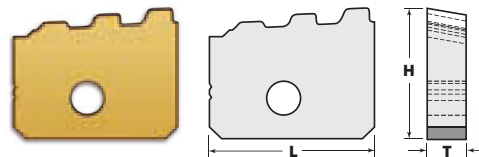
	Order #	Description	L	T	H	Teeth
INCH	522-4010E	1T-4P-TSH-ER/MS-EXT	.625	.187	.625	1
METRIC			15.88	4.75	15.88	1

522-4510E (#1-3T-4P-TSH-ER/MS-EXT)



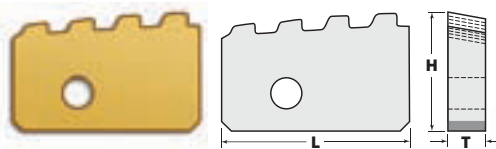
	Order #	Description	L	T	H	Teeth
INCH	522-4510E	#1-3T-4P-TSH-ER/MS-EXT	.788	.188	.616	3
METRIC			20.02	4.76	15.65	3

522-4520E (#2-3T-4P-TSH-ER/MS-EXT)



	Order #	Description	L	T	H	Teeth
INCH	522-4520E	#2-3T-4P-TSH-ER/MS-EXT	.788	.188	.625	3
METRIC			20.02	4.76	15.88	3

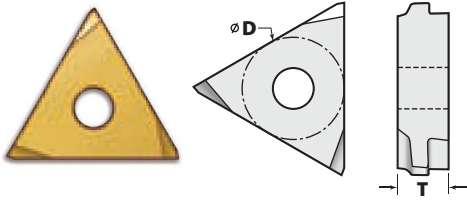
522-4040E (4T-4P-TSH-ER/MS-EXT)



	Order #	Description	L	T	H	Teeth
INCH	522-4040E	4T-4P-TSH-ER/MS-EXT	.984	.197	.625	4
METRIC			25.0	5.0	15.88	4

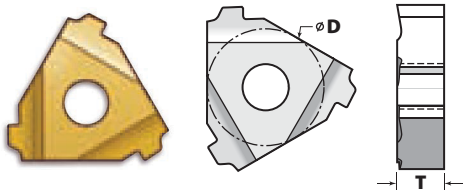
4TPI TSH-ER/MS EXTERNAL THREAD FORMS

523-4010E (TNMC-55-4P-TSH-ER/MS-EXT)
523-6060E (TNMA-55-4P-TSH-ER/MS-EXT)



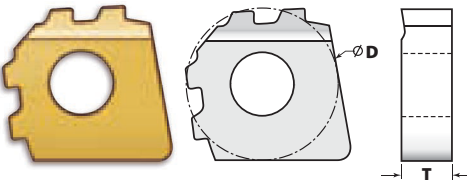
	Order #	Description	D	T
INCH	523-4010E	TNMC-55-4P-TSH-ER/MS-EXT	.625	.313
	523-6060E	TNMA-55-4P-TSH-ER/MS-EXT	.625	.313
METRIC			15.88	7.94

533-6060E (TNMA-54FL-4P-TSH-ER/MS-EXT)



	Order #	Description	D	T
INCH	533-6060E	TNMA-54FL-4P-TSH-ER/MS-EXT	.625	.250
METRIC			15.88	6.35

556-4020 (CNMA-64-2T-4P-TSH-ER/MS-EXT)

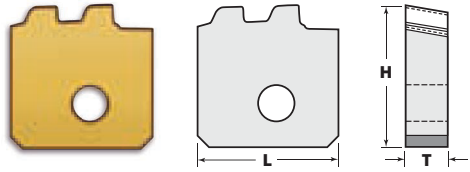


	Order #	Description	D	T	Teeth
INCH	556-4020	CNMA-64-2T-4P-TSH-ER/MS-EXT	.750	.250	2
METRIC			19.05	6.35	2



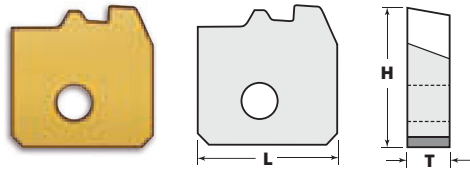
4TPI TSH-ER/MS INTERNAL THREAD FORMS

522-4020I (2T-4P-TSH-ER/MS-INT) – PULLING



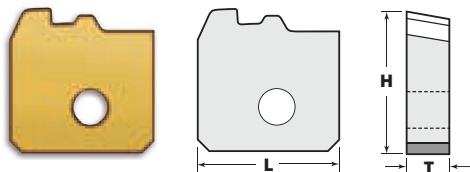
	Order #	Description	L	T	H	Teeth
INCH	522-4020I	2T-4P-TSH-ER/MS-INT	.625	.187	.625	2
METRIC			15.88	4.75	15.88	2

522-4405I (1T-4P-TSH-ER/MS-INT)



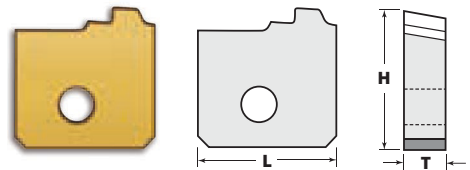
	Order #	Description	L	T	H	Teeth
INCH	522-4405I	1T-4P-TSH-ER/MS-INT	.620	.187	.620	1
METRIC			15.75	4.75	15.75	1

522-4400I (1T-4P-TSH-ER/MS-INT) – PULLING



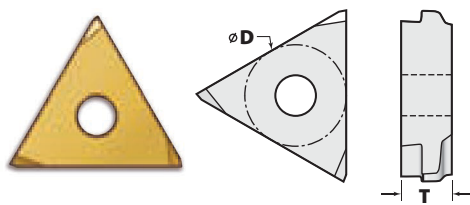
	Order #	Description	L	T	H	Teeth
INCH	522-4400I	1T-4P-TSH-ER/MS-INT	.625	.187	.625	1
METRIC			15.88	4.75	15.88	1

522-4410I (1T-4P-TSH-ER/MS-INT)



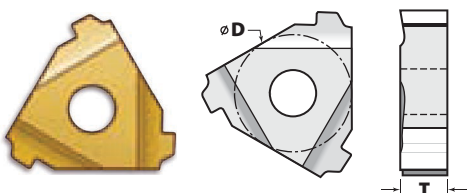
	Order #	Description	L	T	H	Teeth
INCH	522-4410I	1T-4P-TSH-ER/MS-INT	.620	.187	.620	1
METRIC			15.75	4.75	15.75	1

523-4010I (TNMC-55-4P-TSH-ER/MS-INT) 523-4015I (TPMC-55-4P-TSH-ER/MS-INT) 523-6060I (TNMA-55-4P-TSH-ER/MS-INT) - Shown



	Order #	Description	D	T
INCH	523-4010I	TNMC-55-4P-TSH-ER/MS-INT	.625	.313
	523-4015I	TPMC-55-4P-TSH-ER/MS-INT	.625	.313
	523-6060I	TNMA-55-4P-TSH-ER/MS-INT	.625	.313
METRIC			15.88	7.94

533-6060I (TNMA-54FL-4P-TSH-ER/MS-INT) 533-6065I (TNMC-54FL-4P-TSH-ER/MS-INT) - Shown

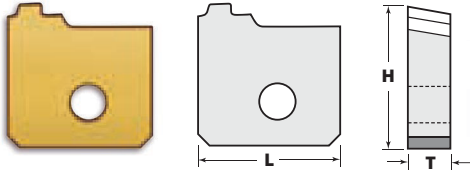


	Order #	Description	D	T
INCH	533-6060I	TNMA-54FL-4P-TSH-ER/MS-INT	.625	.250
	533-6065I	TNMC-54FL-4P-TSH-ER/MS-INT	.625	.250
METRIC			15.88	6.35



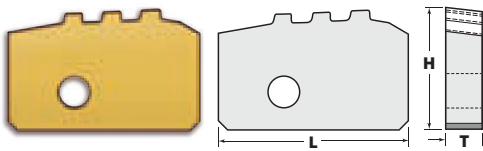
5TPI TSH-MS EXTERNAL THREAD FORMS

522-5010E (1T-5P-TSH-MS-EXT)



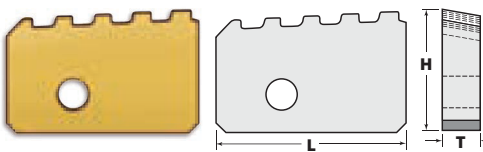
	Order #	Description	L	T	H	Teeth
INCH	522-5010E	1T-5P-TSH-MS-EXT	.625	.187	.625	1
METRIC			15.88	4.75	15.88	1

522-5030E (3T-5P-TSH-MS-EXT)



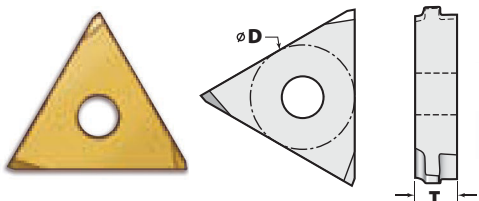
	Order #	Description	L	T	H	Teeth
INCH	522-5030E	3T-5P-TSH-MS-EXT	.984	.187	.620	3
METRIC			25.0	4.75	15.75	3

522-5035E (5T-5P-TSH-MS-EXT)



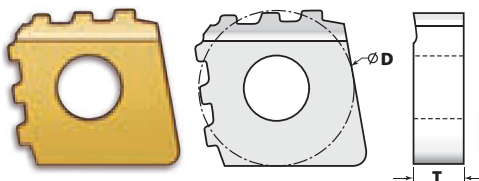
	Order #	Description	L	T	H	Teeth
INCH	522-5035E	5T-5P-TSH-MS-EXT	.984	.197	.625	5
METRIC			25.0	5.0	15.88	5

523-5015E (TNMA-54-5P-TSH-MS-EXT)



	Order #	Description	D	T
INCH	523-5015E	TNMA-54-5P-TSH-MS-EXT	.625	.250
METRIC			15.88	6.35

556-5030 (CNMA-64-3T-5P-TSH-MS-EXT)

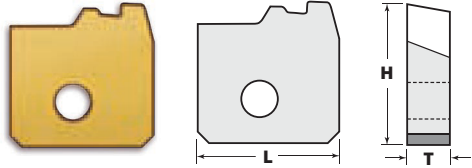


	Order #	Description	D	T	Teeth
INCH	556-5030	CNMA-64-3T-5P-TSH-MS-EXT	.750	.250	3
METRIC			19.05	6.35	3



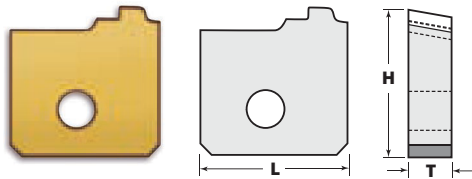
5TPI TSH-MS INTERNAL THREAD FORMS

522-5005I (1T-5P-TSH-MS-INT)



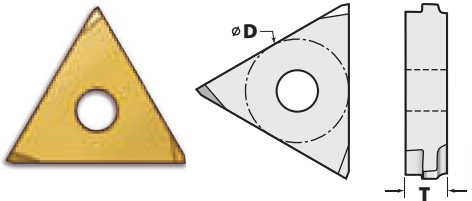
	Order #	Description	L	T	H	Teeth
INCH	522-5005I	1T-5P-TSH-MS-INT	.620	.187	.620	1
METRIC			15.75	4.75	15.75	1

522-5010I (1T-5P-TSH-MS-INT)



	Order #	Description	L	T	H	Teeth
INCH	522-5010I	1T-5P-TSH-MS-INT	.620	.187	.620	1
METRIC			15.75	4.75	15.75	1

523-5015I (TNMA-54-5P-TSH-MS-INT) - Shown
 523-5017I (TNMC-54-5P-TSH-MS-INT)
 523-5019I (TPMC-54-5P-TSH-MS-INT)

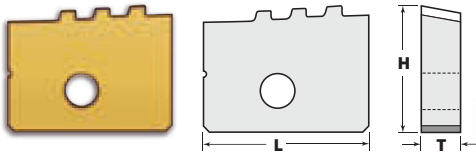


	Order #	Description	D	T
INCH	523-5015I	TNMA-54-5P-TSH-MS-INT	.625	.250
	523-5017I	TNMC-54-5P-TSH-MS-INT	.625	.250
	523-5019I	TPMC-54-5P-TSH-MS-INT	.625	.250
METRIC			15.88	6.35



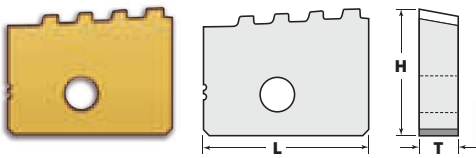
6TPI TSH-MS EXTERNAL THREAD FORMS

522-6030E (#1-3T-6P-TSH-MS-EXT)



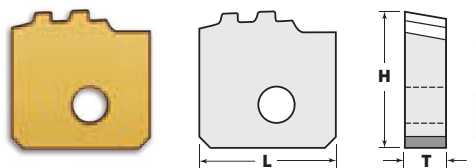
	Order #	Description	L	T	H	Teeth
INCH	522-6030E	#1-3T-6P-TSH-MS-EXT	.787	.187	.600	3
METRIC			20.0	4.76	15.24	3

522-6040E (#2-4T-6P-TSH-MS-EXT)



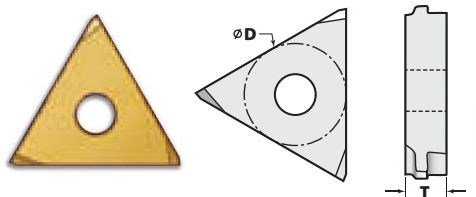
	Order #	Description	L	T	H	Teeth
INCH	522-6040E	#2-4T-6P-TSH-MS-EXT	.787	.187	.607	4
METRIC			20.0	4.76	15.41	4

522-6110E (2T-6P-TSH-MS-EXT)



	Order #	Description	L	T	H	Teeth
INCH	522-6110E	2T-6P-TSH-MS-EXT	.620	.187	.620	2
METRIC			15.75	4.75	15.75	2

523-6040E (TNMA-54-6P-TSH-MS-EXT)

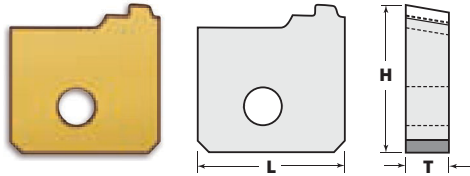


	Order #	Description	D	T
INCH	523-6040E	TNMA-54-6P-TSH-MS-EXT	.625	.250
METRIC			15.88	6.35



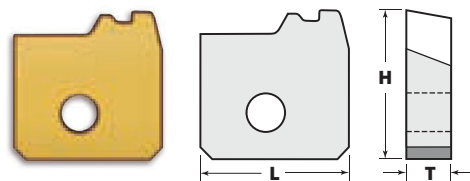
6TPI TSH-MS INTERNAL THREAD FORMS

522-6010I (1T-6P-TSH-MS-INT)



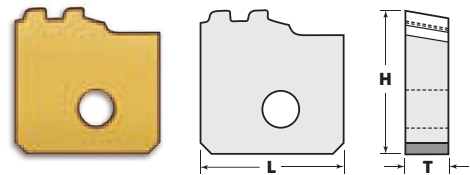
	Order #	Description	L	T	H	Teeth
INCH	522-6010I	1T-6P-TSH-MS-INT	.620	.187	.620	1
METRIC			15.75	4.75	15.75	1

522-6015I (1T-6P-TSH-MS-INT)



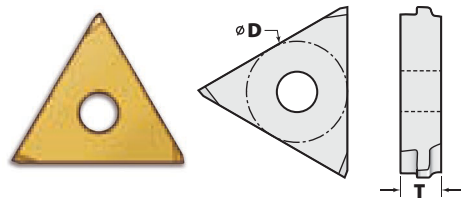
	Order #	Description	L	T	H	Teeth
INCH	522-6015I	1T-6P-TSH-MS-INT	.625	.187	.625	1
METRIC			15.88	4.75	15.88	1

522-6020I (2T-6P-TSH-MS-INT) – PULLING



	Order #	Description	L	T	H	Teeth
INCH	522-6020I	2T-6P-TSH-MS-INT	.625	.187	.625	2
METRIC			15.88	4.75	15.88	2

523-6040I (TNMA-54-6P-TSH-MS-INT)
523-6045I (TNMA-43-6P-TSH-MS-INT)

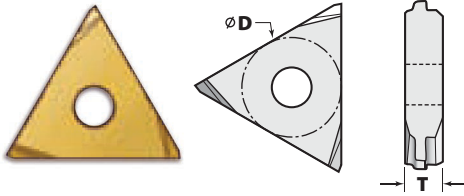


	Order #	Description	D	T
INCH	523-6040I	TNMA-54-6P-TSH-MS-INT	.625	.250
METRIC			15.88	6.35
INCH	523-6045I	TNMA-43-6P-TSH-MS-INT	.500	.187
METRIC			12.7	4.75



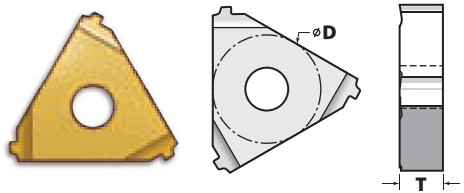
8TPI TSH-MS EXTERNAL THREAD FORMS

523-8010E (TNMA-43-8P-TSH-MS-EXT) - *Shown*
 523-8015E (TNMC-43-8P-TSH-MS-EXT)



	Order #	Description	D	T
INCH	523-8010E	TNMA-43-8P-TSH-MS-EXT	.500	.187
	523-8015E	TNMC-43-8P-TSH-MS-EXT	.500	.187
METRIC			12.7	4.75

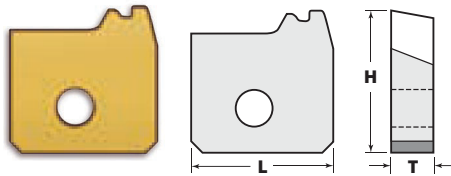
533-8010E (TNMA-54FL-8P-TSH-MS-EXT)



	Order #	Description	D	T
INCH	533-8010E	TNMA-54FL-8P-TSH-MS-EXT	.625	.250
METRIC			15.88	6.35

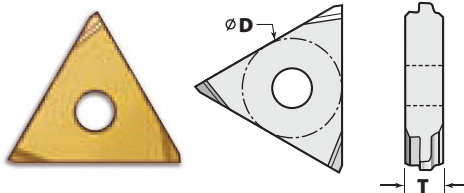
8TPI TSH-MS INTERNAL THREAD FORMS

522-8015I (1T-8P-TSH-MS-INT)



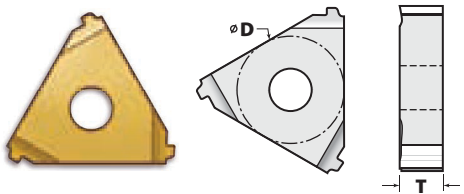
	Order #	Description	L	T	H	Teeth
INCH	522-8015I	1T-8P-TSH-MS-INT	.625	.187	.625	1
METRIC			15.88	4.75	15.88	1

523-8010I (TNMA-43-8P-TSH-MS-INT)



	Order #	Description	D	T
INCH	523-8010I	TNMA-43-8P-TSH-MS-INT	.500	.187
METRIC			12.7	4.75

533-8010I (TNMA-54FL-8P-TSH-MS-INT)

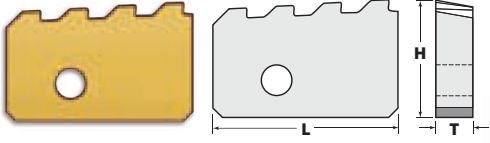


	Order #	Description	D	T
INCH	533-8010I	TNMA-54FL-8P-TSH-MS-INT	.625	.250
METRIC			15.88	6.35



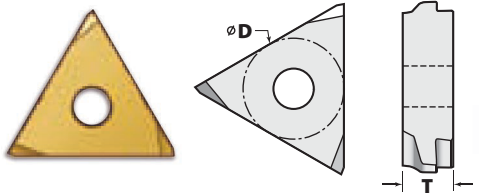
4TPI TSH-MS28 EXTERNAL THREAD FORMS

522-4140E (4T-4P-TSH-MS28-EXT)



	Order #	Description	L	T	H	Teeth
INCH	522-4140E	4T-4P-TSH-MS28-EXT	.984	.197	.625	4
METRIC			25.0	5.0	15.88	4

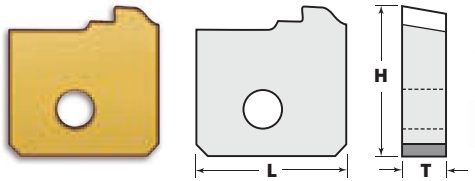
523-4110E (TNMA-55-4P-TSH-MS28-EXT)



	Order #	Description	D	T
INCH	523-4110E	TNMA-55-4P-TSH-MS28-EXT	.625	.313
METRIC			15.88	7.94

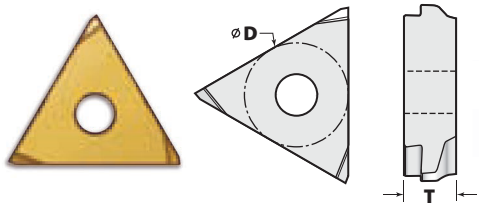
4TPI TSH-MS28 INTERNAL THREAD FORM

522-4110I (1T-4P-TSH-MS28-INT)



	Order #	Description	L	T	H	Teeth
INCH	522-4110I	1T-4P-TSH-MS28-INT	.620	.187	.620	1
METRIC			15.75	4.75	15.75	1

523-4110I (TNMA-55-4P-TSH-MS28-INT)

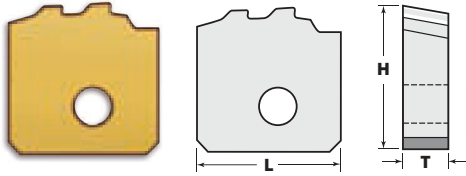


	Order #	Description	D	T
INCH	523-4110I	TNMA-55-4P-TSH-MS28-INT	.625	.313
METRIC			15.88	7.94



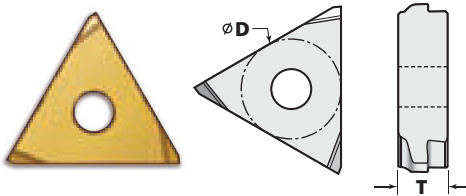
5TPI TSH-MS28 EXTERNAL THREAD FORMS

522-5120E (2T-5P-TSH-MS28-EXT)



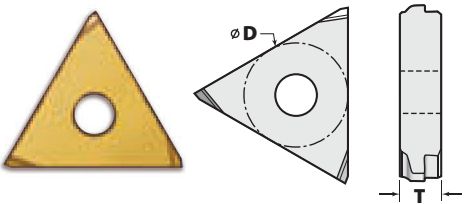
	Order #	Description	L	T	H	Teeth
INCH	522-5120E	2T-5P-TSH-MS28-EXT	.625	.197	.625	2
METRIC			15.88	5.0	15.88	2

523-5115E (TNMA-44-5P-TSH-MS28-EXT)



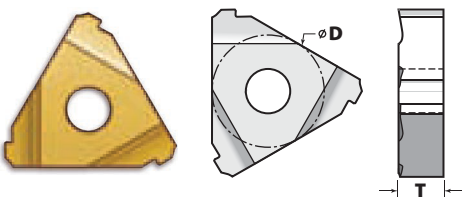
	Order #	Description	D	T
INCH	523-5115E	TNMA-44-5P-TSH-MS28-EXT	.500	.250
METRIC			12.7	6.35

523-5110E (TNMA-54-5P-TSH-MS28-EXT)



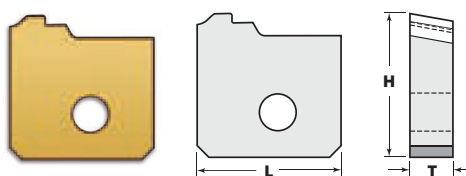
	Order #	Description	D	T
INCH	523-5110E	TNMA-54-5P-TSH-MS28-EXT	.625	.250
METRIC			15.88	6.35

533-5110E (TNMA-54FL-5P-TSH-MS28-EXT)



	Order #	Description	D	T
INCH	533-5110E	TNMA-54FL-5P-TSH-MS28-EXT	.625	.250
METRIC			15.88	6.35

522-5110E (1T-5P-TSH-MS28-EXT)

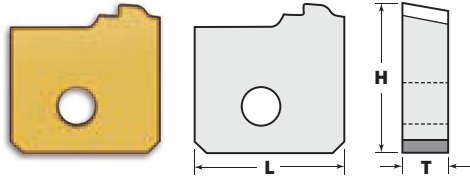


	Order #	Description	L	T	H	Teeth
INCH	522-5110E	1T-5P-TSH-MS28-EXT	.620	.187	.620	1
METRIC			15.75	4.75	15.75	1



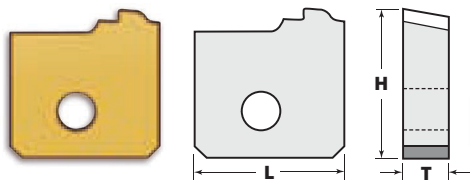
5TPI TSH-MS28 INTERNAL THREAD FORMS

522-51101 (1T-5P-TSH-MS28-INT) • 3° CLEARANCE



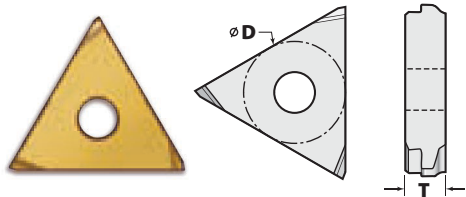
	Order #	Description	L	T	H	Teeth
INCH	522-51101	1T-5P-TSH-MS28-INT	.620	.187	.620	1
METRIC			15.75	4.75	15.75	1

522-51151 (1T-5P-TSH-MS28-INT) • 6° CLEARANCE



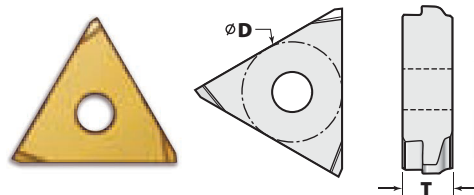
	Order #	Description	L	T	H	Teeth
INCH	522-51151	1T-5P-TSH-MS28-INT	.620	.187	.620	1
METRIC			15.75	4.75	15.75	1

523-51101 (TNMA-54-5P-TSH-MS28-INT)



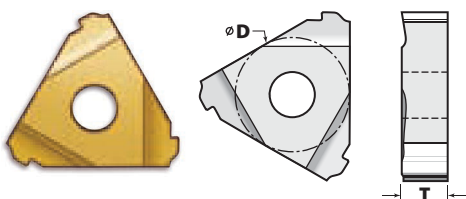
	Order #	Description	D	T
INCH	523-51101	TNMA-54-5P-TSH-MS28-INT	.625	.250
METRIC			15.88	6.35

523-51151 (TNMA-44-5P-TSH-MS28-INT)



	Order #	Description	D	T
INCH	523-51151	TNMA-44-5P-TSH-MS28-INT	.500	.250
METRIC			12.7	6.35

533-51101 (TNMA-54FL-5P-TSH-MS28-INT)

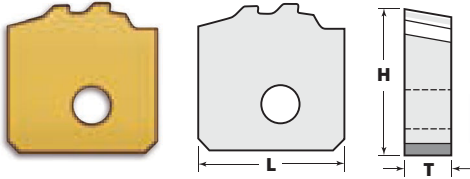


	Order #	Description	D	T
INCH	533-51101	TNMA-54FL-5P-TSH-MS28-INT	.625	.250
METRIC			15.88	6.35



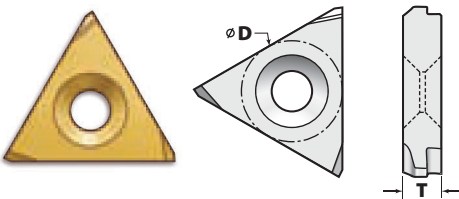
6TPI TSH-MS28 EXTERNAL THREAD FORMS

522-6115E (2T-6P-TSH-MS28-EXT)



	Order #	Description	L	T	H	Teeth
INCH	522-6115E	2T-6P-TSH-MS28-EXT	.625	.197	.625	2
METRIC			15.88	5.0	15.88	2

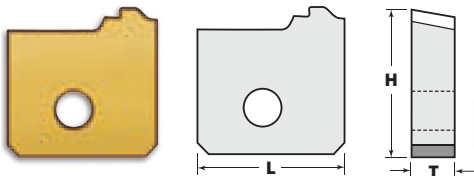
523-4140E (TNMA-43-6P-TSH-MS28-EXT)
 523-4145E (TNMC-43-6P-TSH-MS28-EXT) - *Shown*
 523-6110E (TNMA-54-6P-TSH-MS28-EXT)



	Order #	Description	D	T
INCH	523-4140E	TNMA-43-6P-TSH-MS28-EXT	.500	.188
	523-4145E	TNMC-43-6P-TSH-MS28-EXT	.500	.188
METRIC			12.7	4.76
INCH	523-6110E	TNMA-54-6P-TSH-MS28-EXT	.625	.250
METRIC			15.88	6.35

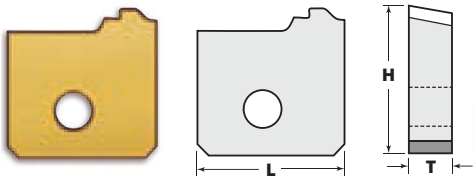
6TPI TSH-MS28 INTERNAL THREAD FORMS

522-6120I (1T-6P-TSH-MS28-INT) • 3° CLEARANCE



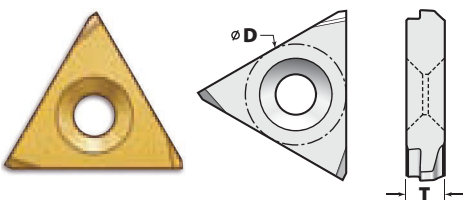
	Order #	Description	L	T	H	Teeth
INCH	522-6120I	1T-6P-TSH-MS28-INT	.620	.187	.620	1
METRIC			15.75	4.75	15.75	1

522-6125I (1T-6P-TSH-MS28-INT) • 6° CLEARANCE



	Order #	Description	L	T	H	Teeth
INCH	522-6125I	1T-6P-TSH-MS28-INT	.620	.187	.620	1
METRIC			15.75	4.75	15.75	1

523-4140I (TNMA-43-6P-TSH-MS28-INT)
 523-4145I (TNMC-43-6P-TSH-MS28-INT) - *Shown*
 523-6110I (TNMA-54-6P-TSH-MS28-INT)

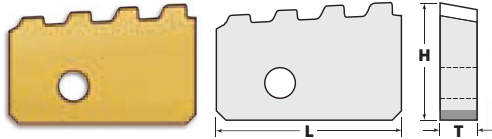


	Order #	Description	D	T
INCH	523-4140I	TNMA-43-6P-TSH-MS28-INT	.500	.188
	523-4145I	TNMC-43-6P-TSH-MS28-INT	.500	.188
METRIC			12.7	4.76
INCH	523-6110I	TNMA-54-6P-TSH-MS28-INT	.625	.250
METRIC			15.88	6.35



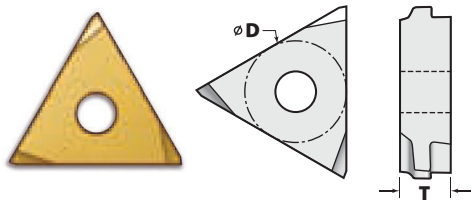
4TPI TSH-MS-XT/XC EXTERNAL THREAD FORMS

522-4440E (4T-4P-TSH-MS-XT/XC-EXT)



	Order #	Description	L	T	H	Teeth
INCH	522-4440E	4T-4P-TSH-MS-XT/XC-EXT	.984	.197	.625	4
METRIC			25.0	5.0	15.88	4

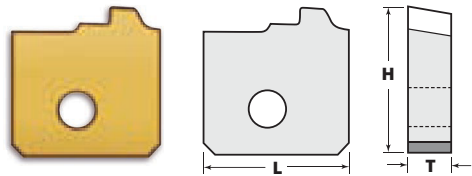
523-4415E (TNMA-55-4P-TSH-MS-XT/XC-EXT)



	Order #	Description	D	T
INCH	523-4415E	TNMA-55-4P-TSH-MS-XT/XC-EXT	.625	.313
METRIC			15.88	7.94

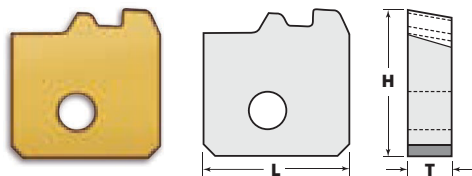
4TPI TSH-MS-XT/XC INTERNAL THREAD FORMS

522-4415I (1T-4P-TSH-MS-XT/XC-INT)



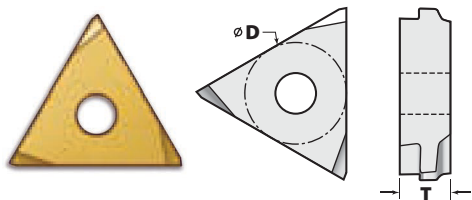
	Order #	Description	L	T	H	Teeth
INCH	522-4415I	1T-4P-TSH-MS-XT/XC-INT	.625	.187	.625	1
METRIC			15.88	4.75	15.88	1

522-4417I (1T-4P-TSH-MS-XT/XC-INT)



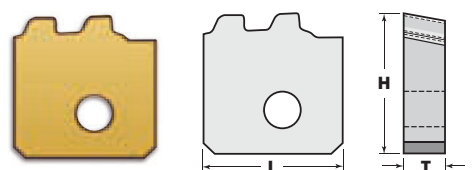
	Order #	Description	L	T	H	Teeth
INCH	522-4417I	1T-4P-TSH-MS-XT/XC-INT	.625	.187	.625	1
METRIC			15.88	4.75	15.88	1

523-4415I (TNMA-55-4P-TSH-MS-XT/XC-INT)



	Order #	Description	D	T
INCH	523-4415I	TNMA-55-4P-TSH-MS-XT/XC-INT	.625	.313
METRIC			15.88	7.94

522-4425I (2T-4P-TSH-MS-XT/XC-INT) – PULLING

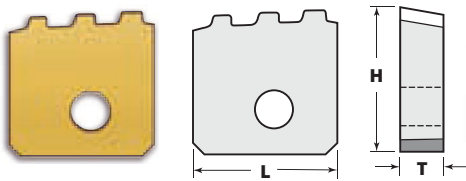


	Order #	Description	L	T	H	Teeth
INCH	522-4425I	2T-4P-TSH-MS-XT/XC-INT	.620	.187	.620	2
METRIC			15.75	4.75	15.75	2



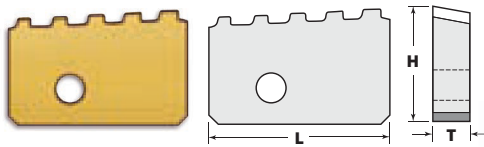
5TPI TSH-MS-XT/XC EXTERNAL THREAD FORMS

522-5430E (3T-5P-TSH-MS-XT/XC-EXT)



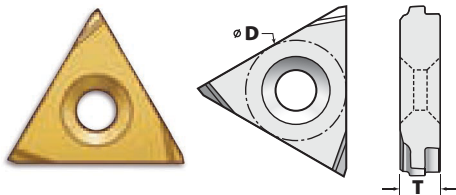
	Order #	Description	L	T	H	Teeth
INCH	522-5430E	3T-5P-TSH-MS-XT/XC-EXT	.625	.187	.625	3
METRIC			15.88	4.75	15.88	3

522-5450E (5T-5P-TSH-MS-XT/XC-EXT)



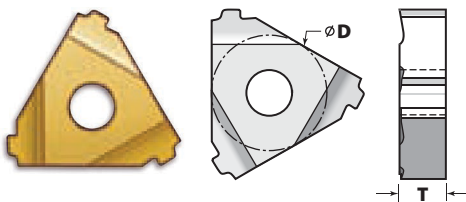
	Order #	Description	L	T	H	Teeth
INCH	522-5450E	5T-5P-TSH-MS-XT/XC-EXT	.984	.197	.625	5
METRIC			25.0	5.0	15.88	5

523-6050E (TNMC-54-5P-TSH-MS-XT/XC-EXT) - Shown
523-6055E (TNMA-54-5P-TSH-MS-XT/XC-EXT)



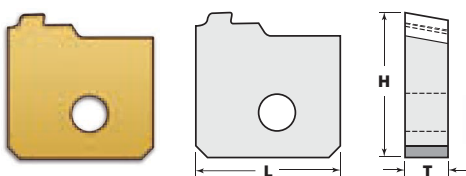
	Order #	Description	D	T
INCH	523-6050E	TNMC-54-5P-TSH-MS-XT/XC-EXT	.625	.250
	523-6055E	TNMA-54-5P-TSH-MS-XT/XC-EXT	.625	.250
METRIC			15.88	6.35

533-6050E (TNMA-54FL-5P-TSH-MS-XT/XC-EXT)



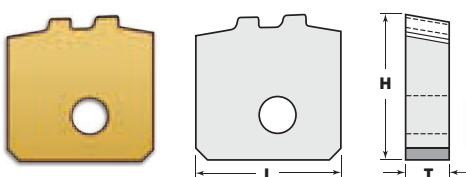
	Order #	Description	D	T
INCH	533-6050E	TNMA-54FL-5P-TSH-MS-XT/XC-EXT	.625	.250
METRIC			15.88	6.35

522-5410E (1T-5P-TSH-MS-XT/XC-EXT)



	Order #	Description	L	T	H	Teeth
INCH	522-5410E	1T-5P-TSH-MS-XT/XC-EXT	.625	.187	.625	1
METRIC			15.88	4.75	15.88	1

522-5420E (2T-5P-TSH-MS-XT/XC-EXT)

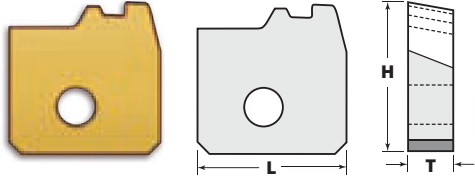


	Order #	Description	L	T	H	Teeth
INCH	522-5420E	2T-5P-TSH-MS-XT/XC-EXT	.625	.187	.625	2
METRIC			15.88	4.75	15.88	2



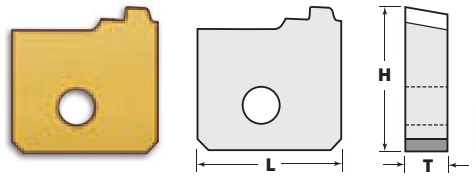
5TPI TSH-MS-XT/XC INTERNAL THREAD FORMS

522-5405I (1T-5P-TSH-MS-XT/XC-INT)



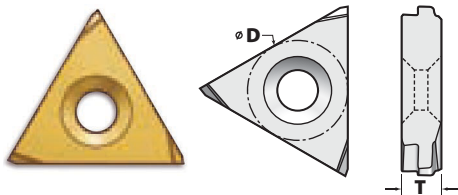
	Order #	Description	L	T	H	Teeth
INCH	522-5405I	1T-5P-TSH-MS-XT/XC-INT	.625	.187	.625	1
METRIC			15.88	4.75	15.88	1

522-5410I (1T-5P-TSH-MS-XT/XC-INT)



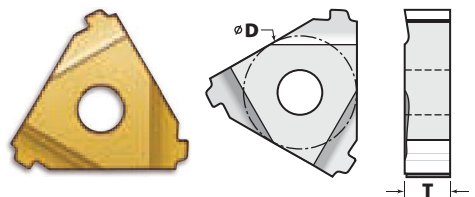
	Order #	Description	L	T	H	Teeth
INCH	522-5410I	1T-5P-TSH-MS-XT/XC-INT	.620	.187	.620	1
METRIC			15.75	4.75	15.75	1

523-6050I (TNMC-54-5P-TSH-MS-XT/XC-INT) - Shown
523-6055I (TNMA-54-5P-TSH-MS-XT/XC-INT)



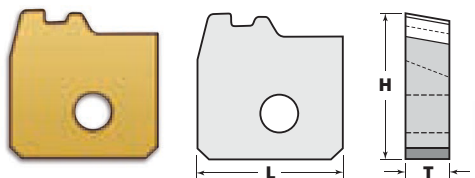
	Order #	Description	D	T
INCH	523-6050I	TNMC-54-5P-TSH-MS-XT/XC-INT	.625	.250
	523-6055I	TNMA-54-5P-TSH-MS-XT/XC-INT	.625	.250
METRIC			15.88	6.35

533-6050I (TNMA-54FL-5P-TSH-MS-XT/XC-INT)



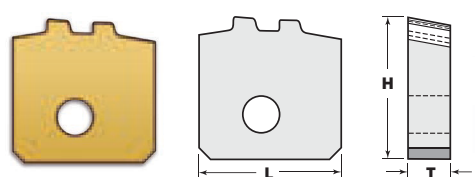
	Order #	Description	D	T
INCH	533-6050I	TNMA-54FL-5P-TSH-MS-XT/XC-INT	.625	.250
METRIC			15.88	6.35

522-5415I (1T-5P-TSH-MS-XT/XC-INT) - PULLING



	Order #	Description	L	T	H	Teeth
INCH	522-5415I	1T-5P-TSH-MS-XT/XC-INT	.625	.187	.625	1
METRIC			15.88	4.75	15.88	1

522-5420I (2T-5P-TSH-MS-XT/XC-INT)

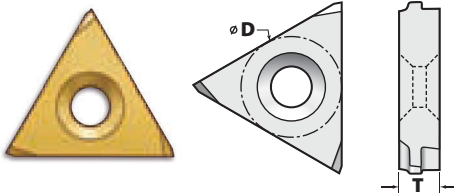


	Order #	Description	L	T	H	Teeth
INCH	522-5420I	2T-5P-TSH-MS-XT/XC-INT	.625	.187	.625	2
METRIC			15.88	4.75	15.88	2



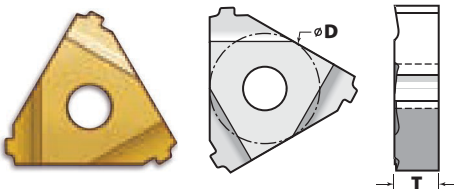
6TPI TSH-MS-XT/XC EXTERNAL THREAD FORMS

523-6030E (TNMC-54-6P-TSH-MS-XT/XC-EXT) - *Shown*
 523-6035E (TNMA-54-6P-TSH-MS-XT/XC-EXT)



	Order #	Description	D	T
INCH	523-6030E	TNMC-54-6P-TSH-MS-XT/XC-EXT	.625	.250
	523-6035E	TNMA-54-6P-TSH-MS-XT/XC-EXT	.625	.250
METRIC			15.88	6.35

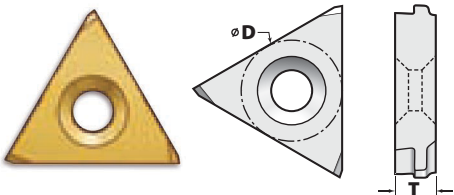
533-6030E (TNMA-54FL-6P-TSH-MS-XT/XC-EXT)



	Order #	Description	D	T
INCH	533-6030E	TNMA-54FL-6P-TSH-MS-XT/XC-EXT	.625	.250
METRIC			15.88	6.35

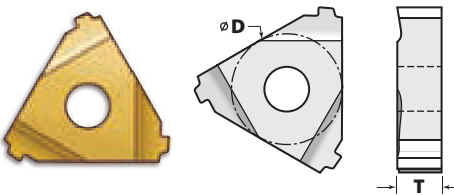
6TPI TSH-MS-XT/XC INTERNAL THREAD FORMS

523-6030I (TNMC-54-6P-TSH-MS-XT/XC-INT) - *Shown*
 523-6035I (TNMA-54-6P-TSH-MS-XT/XC-INT)



	Order #	Description	D	T
INCH	523-6030I	TNMC-54-6P-TSH-MS-XT/XC-INT	.625	.250
	523-6035I	TNMA-54-6P-TSH-MS-XT/XC-INT	.625	.250
METRIC			15.88	6.35

533-6030I (TNMA-54FL-6P-TSH-MS-XT/XC-INT)

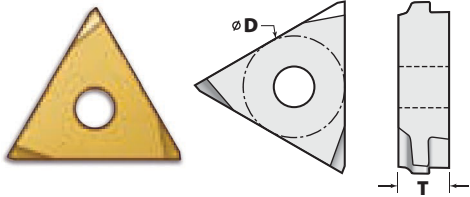


	Order #	Description	D	T
INCH	533-6030I	TNMA-54FL-6P-TSH-MS-XT/XC-INT	.625	.250
METRIC			15.88	6.35



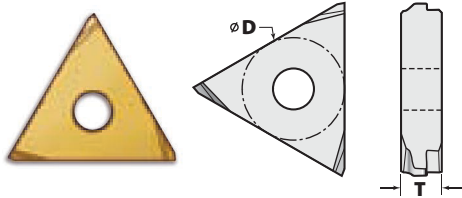
4TPI & 5TPI TSH-MS28-XT/XC EXTERNAL THREAD FORMS

523-4115E (TNMC-55-4P-TSH-MS28-XT/XC-EXT)
523-4120E (TNMA-55-4P-TSH-MS28-XT/XC-EXT)



	Order #	Description	D	T
INCH	523-4115E	TNMC-55-4P-TSH-MS28-XT/XC-EXT	.625	.313
	523-4120E	TNMA-55-4P-TSH-MS28-XT/XC-EXT	.625	.313
METRIC			15.88	7.94

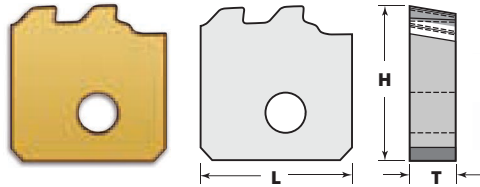
523-5125E (TNMA-54-5P-TSH-MS28-XT/XC-EXT)



	Order #	Description	D	T
INCH	523-5125E	TNMA-54-5P-TSH-MS28-XT/XC-EXT	.625	.250
METRIC			15.88	6.35

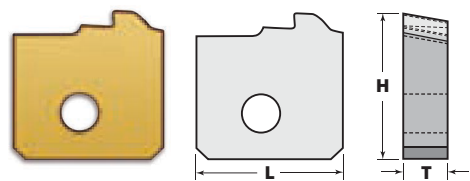
4TPI & 5TPI TSH-MS28-XT/XC INTERNAL THREAD FORMS

522-4120I (2T-4P-TSH-MS28-XT/XC-INT) – PULLING



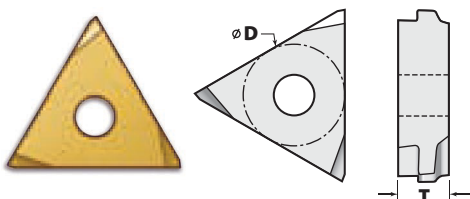
	Order #	Description	L	T	H	Teeth
INCH	522-4120I	2T-4P-TSH-MS28-XT/XC-INT	.625	.187	.625	2
METRIC			15.88	4.75	15.88	2

522-6130I (1T-4P-TSH-MS28-XT/XC-INT)



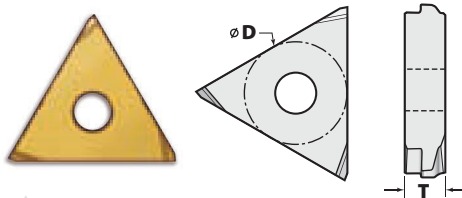
	Order #	Description	L	T	H	Teeth
INCH	522-6130I	1T-4P-TSH-MS28-XT/XC-INT	.620	.187	.620	1
METRIC			15.75	4.75	15.75	1

523-4115I (TNMC-55-4P-TSH-MS28-XT/XC-INT)
523-4120I (TNMA-55-4P-TSH-MS28-XT/XC-INT)



	Order #	Description	D	T
INCH	523-4115I	TNMC-55-4P-TSH-MS28-XT/XC-INT	.625	.313
	523-4120I	TNMA-55-4P-TSH-MS28-XT/XC-INT	.625	.313
METRIC			15.875	7.94

523-5125I (TNMA-54-5P-TSH-MS28-XT/XC-INT)

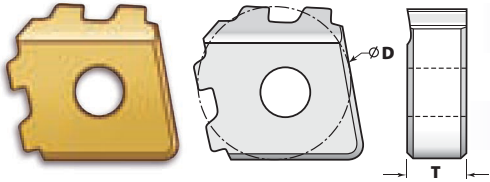


	Order #	Description	D	T
INCH	523-5125I	TNMA-54-5P-TSH-MS28-XT/XC-INT	.625	.250
METRIC			15.88	6.35



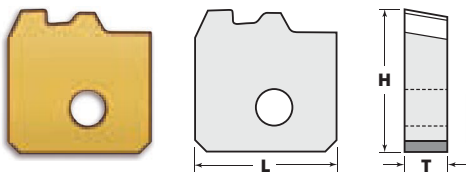
4TPI TSH-BLUE EXTERNAL THREAD FORMS

280-4830 (THX-2T-4P-TSH-BLUE-EXT)



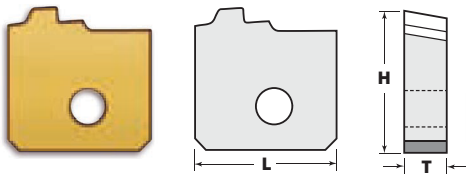
	Order #	Description	D	T	Teeth
INCH	280-4830	THX-2T-4P-TSH-BLUE-EXT	.625	.250	2
METRIC			15.88	6.35	2

522-4810E (1T-4P-TSH-BLUE-EXT)



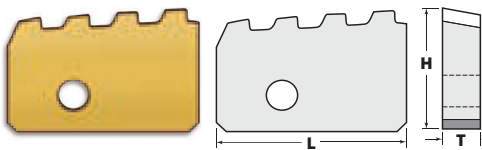
	Order #	Description	L	T	H	Teeth
INCH	522-4810E	1T-4P-TSH-BLUE-EXT	.625	.187	.625	1
METRIC			15.88	4.75	15.88	1

522-4815E (1T-4P-TSH-BLUE-EXT)



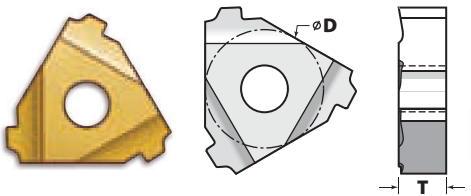
	Order #	Description	L	T	H	Teeth
INCH	522-4815E	1T-4P-TSH-BLUE-EXT	.625	.187	.625	1
METRIC			15.88	4.75	15.88	1

522-4845E (4T-4P-TSH-BLUE-EXT)



	Order #	Description	L	T	H	Teeth
INCH	522-4845E	4T-4P-TSH-BLUE-EXT	.984	.197	.625	4
METRIC			25.0	5.0	15.88	4

533-1070E (TNMA-54FL-4P-TSH-BLUE-EXT)

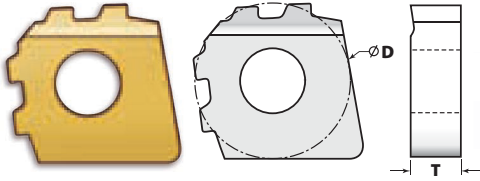


	Order #	Description	D	T
INCH	533-1070E	TNMA-54FL-4P-TSH-BLUE-EXT	.625	.250
METRIC			15.88	6.35



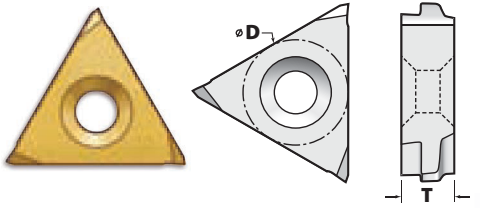
4TPI TSH-BLUE EXTERNAL THREAD FORMS

556-4825 (CNMA-64-2T-4P-TSH-BLUE-EXT)



	Order #	Description	D	T	Teeth
INCH	556-4825	CNMA-64-2T-4P-TSH-BLUE-EXT	.750	.250	2
METRIC			19.05	6.35	2

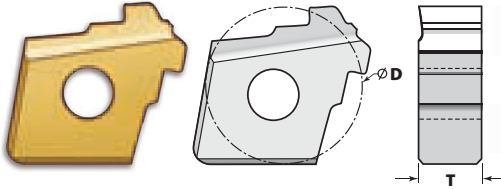
523-1070E (TNMA-55-4P-TSH-BLUE-EXT)
 523-4810E (TNMC-55-4P-TSH-BLUE-EXT)
 523-4815E (TPMC-55-4P-TSH-BLUE-EXT) - *Shown*



	Order #	Description	D	T
INCH	523-1070E	TNMA-55-4P-TSH-BLUE-EXT	.625	.313
	523-4810E	TNMC-55-4P-TSH-BLUE-EXT	.625	.313
	523-4815E	TPMC-55-4P-TSH-BLUE-EXT	.625	.313
METRIC			15.88	7.94

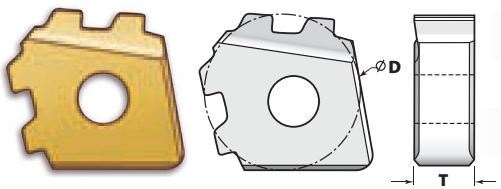
4TPI TSH-BLUE INTERNAL THREAD FORMS

180-4810 (THX-1T-4P-TSH-BLUE-INT)



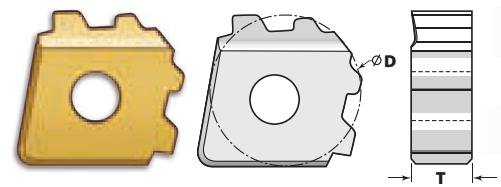
	Order #	Description	D	T	Teeth
INCH	180-4810	THX-1T-4P-TSH-BLUE-INT	.625	.250	1
METRIC			15.88	6.35	1

180-4820 (THX-2T-4P-TSH-BLUE-INT) – PULLING



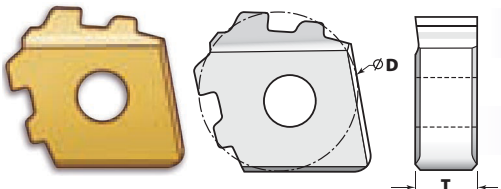
	Order #	Description	D	T	Teeth
INCH	180-4820	THX-2T-4P-TSH-BLUE-INT	.625	.250	2
METRIC			15.88	6.35	2

180-4830 (THX-1T-4P-TSH-BLUE-INT)



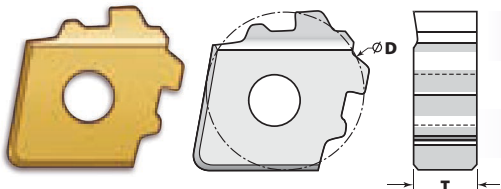
	Order #	Description	D	T	Teeth
INCH	180-4830	THX-1T-4P-TSH-BLUE-INT	.625	.250	1
METRIC			15.88	6.35	1

180-4840 (THX-1T-4P-TSH-BLUE-INT) – PULLING



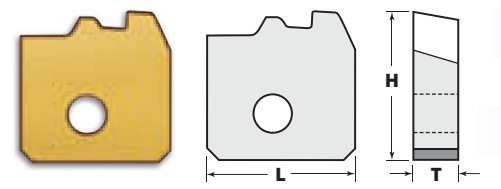
	Order #	Description	D	T	Teeth
INCH	180-4840	THX-1T-4P-TSH-BLUE-INT	.625	.250	1
METRIC			15.88	6.35	1

180-4850 (THX-1T-4P-TSH-BLUE-INT)



	Order #	Description	D	T	Teeth
INCH	180-4850	THX-1T-4P-TSH-BLUE-INT	.625	.250	1
METRIC			15.88	6.35	1

522-4810I (1T-4P-TSH-BLUE-INT)

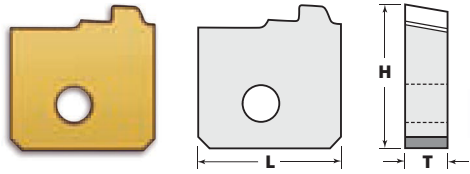


	Order #	Description	L	T	H	Teeth
INCH	522-4810I	1T-4P-TSH-BLUE-INT	.625	.187	.625	1
METRIC			15.88	4.75	15.88	1



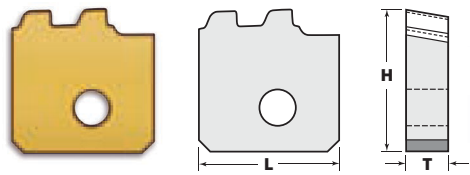
4TPI TSH-BLUE INTERNAL THREAD FORMS

522-4815I (1T-4P-TSH-BLUE-INT)



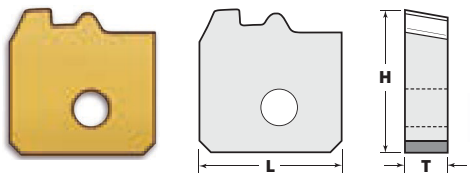
	Order #	Description	L	T	H	Teeth
INCH	522-4815I	1T-4P-TSH-BLUE-INT	.625	.187	.625	1
METRIC			15.88	4.75	15.88	1

522-4825I (2T-4P-TSH-BLUE-INT) – PULLING



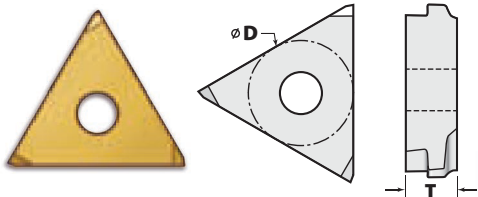
	Order #	Description	L	T	H	Teeth
INCH	522-4825I	2T-4P-TSH-BLUE-INT	.625	.187	.625	2
METRIC			15.88	4.75	15.88	2

522-4830I (1T-4P-TSH-BLUE-INT) – PULLING



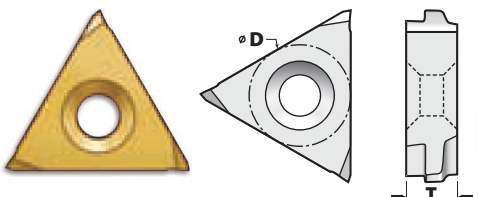
	Order #	Description	L	T	H	Teeth
INCH	522-4830I	1T-4P-TSH-BLUE-INT	.625	.187	.625	1
METRIC			15.88	4.75	15.88	1

523-1070I (TNMA-55-4P-TSH-BLUE-INT) - Shown
523-4810I (TNMC-55-4P-TSH-BLUE-INT)



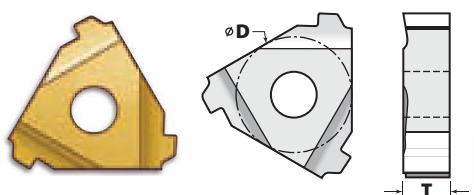
	Order #	Description	D	T
INCH	523-1070I	TNMA-55-4P-TSH-BLUE-INT	.625	.313
	523-4810I	TNMC-55-4P-TSH-BLUE-INT	.625	.313
METRIC			15.88	7.94

523-4815I (TPMC-55-4P-TSH-BLUE-INT)



	Order #	Description	D	T
INCH	523-4815I	TPMC-55-4P-TSH-BLUE-INT	.625	.313
METRIC			15.88	7.94

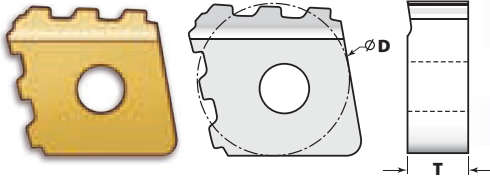
533-1070I (TNMA-54FL-4P-TSH-BLUE-INT) - Shown
533-1075I (TNMC-54FL-4P-TSH-BLUE-INT)



	Order #	Description	D	T
INCH	533-1070I	TNMA-54FL-4P-TSH-BLUE-INT	.625	.250
	533-1075I	TNMC-54FL-4P-TSH-BLUE-INT	.625	.250
METRIC			15.88	6.35

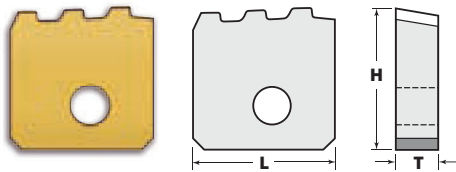
5TPI TSH-BLUE EXTERNAL THREAD FORMS

280-5830 (THX-3T-5P-TSH-BLUE-EXT)



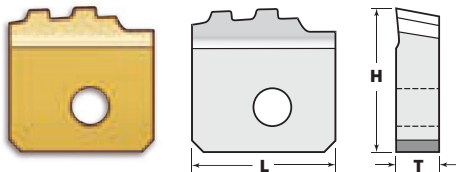
	Order #	Description	D	T	Teeth
INCH	280-5830	THX-3T-5P-TSH-BLUE-EXT	.625	.250	3
METRIC			15.88	6.35	3

522-5820E (3T-5P-TSH-BLUE-EXT)



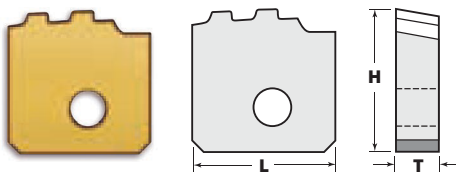
	Order #	Description	L	T	H	Teeth
INCH	522-5820E	3T-5P-TSH-BLUE-EXT	.625	.187	.625	3
METRIC			15.88	4.75	15.88	3

522-5825E (2T-5P-TSH-BLUE-EXT)



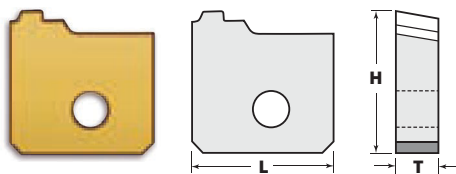
	Order #	Description	L	T	H	Teeth
INCH	522-5825E	2T-5P-TSH-BLUE-EXT	.625	.187	.625	2
METRIC			15.88	4.75	15.88	2

522-5827E (2T-5P-TSH-BLUE-EXT)



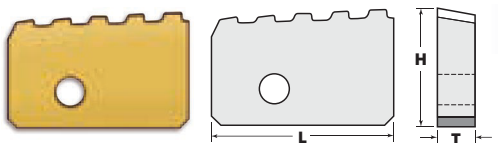
	Order #	Description	L	T	H	Teeth
INCH	522-5827E	2T-5P-TSH-BLUE-EXT	.625	.187	.625	2
METRIC			15.88	4.75	15.88	2

522-5830E (1T-5P-TSH-BLUE-EXT) - *Shown*
522-5835E (1T-5P-TSH-BLUE-EXT) - *W/6° TOP RAKE*



	Order #	Description	L	T	H	Teeth
INCH	522-5830E	1T-5P-TSH-BLUE-EXT	.625	.187	.625	1
	522-5835E	1T-5P-TSH-BLUE-EXT	.625	.187	.625	1
METRIC			15.88	4.75	15.88	1

522-5855E (5T-5P-TSH-BLUE-EXT) - *Shown*
522-5850E (5T-5P-TSH-BLUE-EXT)

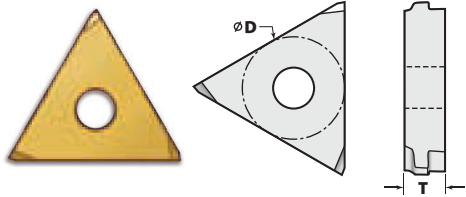


	Order #	Description	L	T	H	Teeth
INCH	522-5855E	5T-5P-TSH-BLUE-EXT	.984	.197	.625	5
	522-5850E	5T-5P-TSH-BLUE-EXT	.984	.197	.625	5
METRIC			25.0	5.0	15.88	5



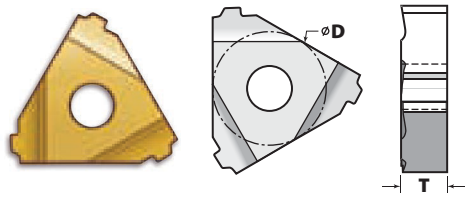
5TPI TSH-BLUE EXTERNAL THREAD FORMS

523-1080E (TNMA-54-5P-TSH-BLUE-EXT) - *Shown*
 523-5817E (TPMC-54-5P-TSH-BLUE-EXT)



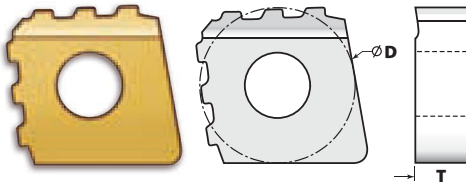
	Order #	Description	D	T
INCH	523-1080E	TNMA-54-5P-TSH-BLUE-EXT	.625	.250
	523-5817E	TPMC-54-5P-TSH-BLUE-EXT	.625	.250
METRIC			15.88	6.35

533-1080E (TNMA-54FL-5P-TSH-BLUE-EXT)



	Order #	Description	D	T
INCH	533-1080E	TNMA-54FL-5P-TSH-BLUE-EXT	.625	.250
METRIC			15.88	6.35

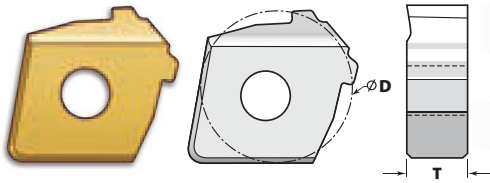
556-5830 (CNMA-64-3T-5P-TSH-BLUE-EXT)



	Order #	Description	D	T
INCH	556-5830	CNMA-64-3T-5P-TSH-BLUE-EXT	.750	.250
METRIC			19.05	6.35

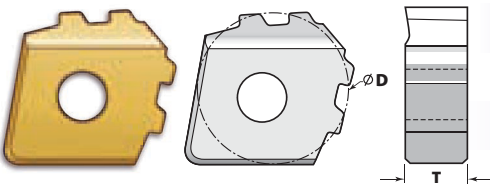
5TPI TSH-BLUE INTERNAL THREAD FORMS

180-5810 (THX-1T-5P-TSH-BLUE-INT)



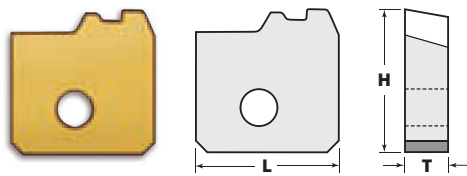
	Order #	Description	D	T	Teeth
INCH	180-5810	THX-1T-5P-TSH-BLUE-INT	.625	.250	1
METRIC			15.88	6.35	1

180-5820 (THX-2T-5P-TSH-BLUE-INT)



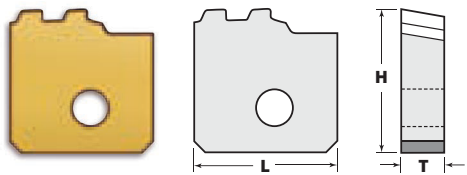
	Order #	Description	D	T	Teeth
INCH	180-5820	THX-2T-5P-TSH-BLUE-INT	.625	.250	2
METRIC			15.88	6.35	2

522-5815I (1T-5P-TSH-BLUE-INT)



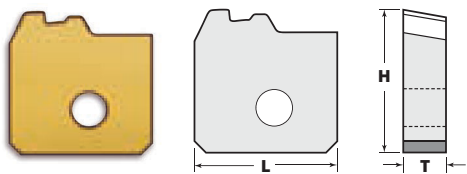
	Order #	Description	L	T	H	Teeth
INCH	522-5815I	1T-5P-TSH-BLUE-INT	.625	.187	.625	1
METRIC			15.88	4.75	15.88	1

522-5825I (2T-5P-TSH-BLUE-INT) – PULLING



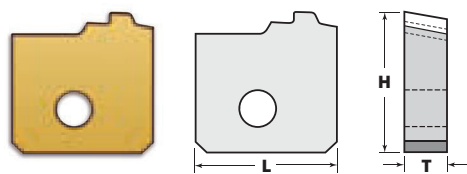
	Order #	Description	L	T	H	Teeth
INCH	522-5825I	2T-5P-TSH-BLUE-INT	.625	.187	.625	2
METRIC			15.88	4.75	15.88	2

522-5840I (1T-5P-TSH-BLUE-INT) – PULLING



	Order #	Description	L	T	H	Teeth
INCH	522-5840I	1T-5P-TSH-BLUE-INT	.625	.187	.625	1
METRIC			15.88	4.75	15.88	1

522-5818I (1T-5P-TSH-BLUE-INT)

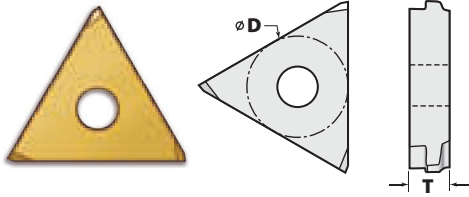


	Order #	Description	L	T	H	Teeth
INCH	522-5818I	1T-5P-TSH-BLUE-INT	.625	.187	.625	1
METRIC			15.88	4.75	15.88	1



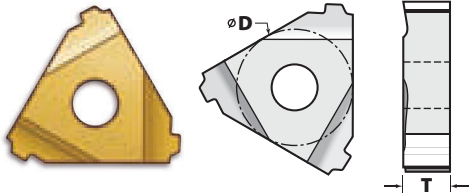
5TPI TSH-BLUE INTERNAL THREAD FORMS

523-1080I (TNMA-54-5P-TSH-BLUE-INT) - *Shown*
 523-5815I (TNMC-54-5P-TSH-BLUE-INT)
 523-5817I (TPMC-54-5P-TSH-BLUE-INT)



	Order #	Description	D	T
INCH	523-1080I	TNMA-54-5P-TSH-BLUE-INT	.625	.250
	523-5815I	TNMC-54-5P-TSH-BLUE-INT	.625	.250
	523-5817I	TPMC-54-5P-TSH-BLUE-INT	.625	.250
METRIC			15.88	6.35

533-1080I (TNMA-54FL-5P-TSH-BLUE-INT) - *Shown*
 533-1085I (TNMC-54FL-5P-TSH-BLUE-INT)

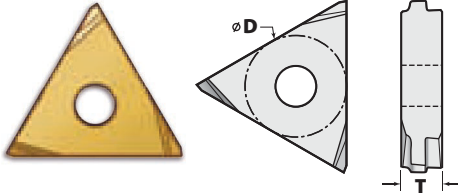


	Order #	Description	D	T
INCH	533-1080I	TNMA-54FL-5P-TSH-BLUE-INT	.625	.250
	533-1085I	TNMC-54FL-5P-TSH-BLUE-INT	.625	.250
METRIC			15.88	6.34



5TPI TSH-PJD EXTERNAL THREAD FORMS

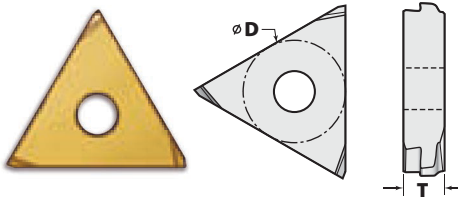
523-5310E (TNMA-54-5P-TSH-PJD-EXT)



	Order #	Description	D	T
INCH	523-5310E	TNMA-54-5P-TSH-PJD-EXT	.625	.250
METRIC			15.88	6.35

5TPI TSH-PJD INTERNAL THREAD FORMS

523-5310I (TNMA-54-5P-TSH-PJD-INT)

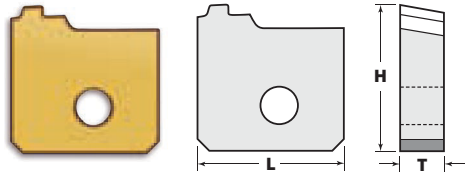


	Order #	Description	D	T
INCH	523-5310I	TNMA-54-5P-TSH-PJD-INT	.625	.250
METRIC			15.88	6.35



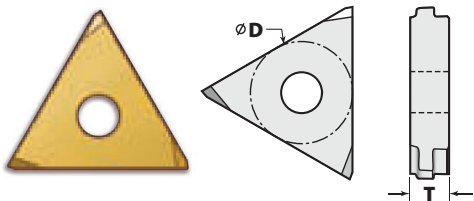
6TPI TSH-PJD EXTERNAL THREAD FORMS

522-6310E (1T-6P-TSH-PJD-EXT)



	Order #	Description	L	T	H	Teeth
INCH	522-6310E	1T-6P-TSH-PJD-EXT	.625	.187	.625	1
METRIC			15.88	4.75	15.88	1

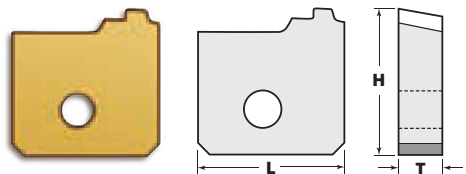
523-6310E (TNMA-43-6P-TSH-PJD-EXT)



	Order #	Description	D	T
INCH	523-6310E	TNMA-43-6P-TSH-PJD-EXT	.500	.188
METRIC			12.7	4.76

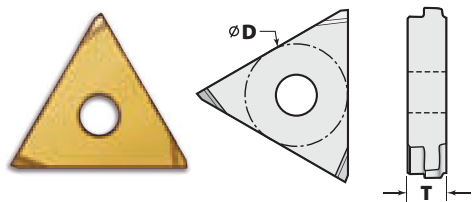
6TPI TSH-PJD INTERNAL THREAD FORMS

522-6310I (1T-6P-TSH-PJD-INT)



	Order #	Description	L	T	H	Teeth
INCH	522-6310I	1T-6P-TSH-PJD-INT	.625	.187	.620	1
METRIC			15.88	4.75	15.75	1

523-6310I (TNMA-43-6P-TSH-PJD-INT)

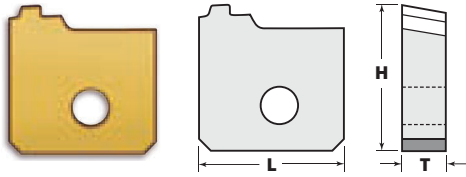


	Order #	Description	D	T
INCH	523-6310I	TNMA-43-6P-TSH-PJD-INT	.500	.188
METRIC			12.7	4.76



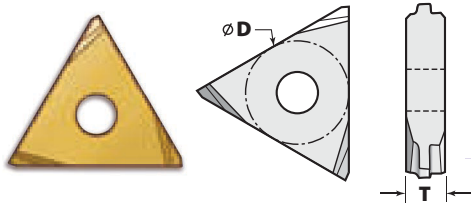
8TPI TSH-PJD EXTERNAL THREAD FORMS

522-8310E (1T-8P-TSH-PJD-EXT)



	Order #	Description	L	T	H	Teeth
INCH	522-8310E	1T-8P-TSH-PJD-EXT	.625	.187	.625	1
METRIC			15.88	4.75	15.88	1

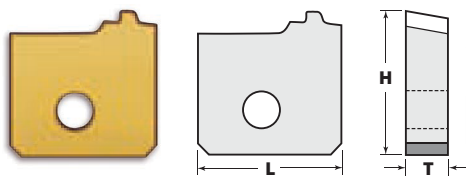
523-8310E (TNMA-43-8P-TSH-PJD-EXT)



	Order #	Description	D	T
INCH	523-8310E	TNMA-43-8P-TSH-PJD-EXT	.500	.187
METRIC			12.7	4.75

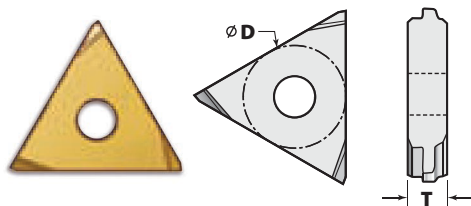
8TPI TSH-PJD INTERNAL THREAD FORMS

522-8310I (1T-8P-TSH-PJD-INT)



	Order #	Description	L	T	H	Teeth
INCH	522-8310I	1T-8P-TSH-PJD-INT	.625	.187	.620	1
METRIC			15.88	4.75	15.75	1

523-8310I (TNMA-43-8P-TSH-PJD-INT)

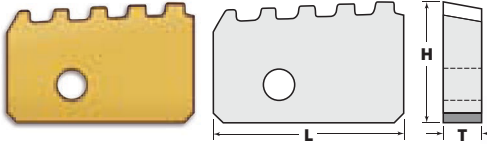


	Order #	Description	D	T
INCH	523-8310I	TNMA-43-8P-TSH-PJD-INT	.500	.187
METRIC			12.7	4.75



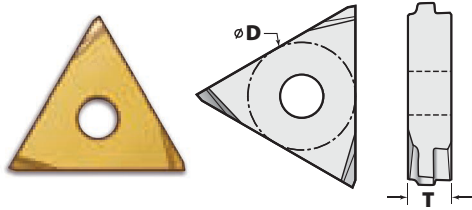
5TPI TSH-SEC EXTERNAL THREAD FORMS

522-5255E (5T-5P-TSH-SEC-EXT)



	Order #	Description	L	T	H	Teeth
INCH	522-5255E	5T-5P-TSH-SEC-EXT	.984	.197	.625	5
METRIC			25.0	5.0	15.88	5

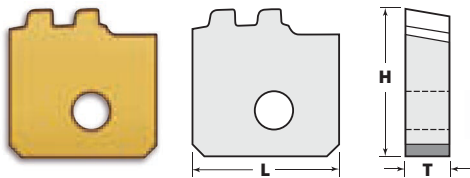
523-5210E (TNMA-54-5P-TSH-SEC-EXT)



	Order #	Description	D	T
INCH	523-5210E	TNMA-54-5P-TSH-SEC-EXT	.625	.250
METRIC			15.88	6.35

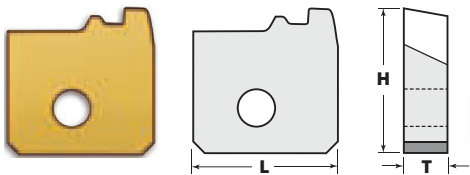
5TPI TSH-SEC INTERNAL THREAD FORMS

522-4820I (2T-5P-TSH-SEC-INT) – PULLING



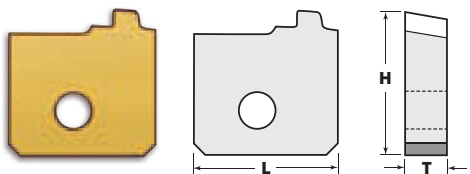
	Order #	Description	L	T	H	Teeth
INCH	522-4820I	2T-5P-TSH-SEC-INT	.625	.187	.625	2
METRIC			15.88	4.75	15.88	2

522-5805I (1T-5P-TSH-SEC-INT)



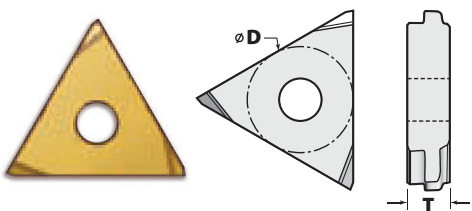
	Order #	Description	L	T	H	Teeth
INCH	522-5805I	1T-5P-TSH-SEC-INT	.625	.187	.625	1
METRIC			15.88	4.75	15.88	1

522-5810I (1T-5P-TSH-SEC-INT)



	Order #	Description	L	T	H	Teeth
INCH	522-5810I	1T-5P-TSH-SEC-INT	.625	.187	.625	1
METRIC			15.88	4.75	15.88	1

523-5210I (TNMA-54-5P-TSH-SEC-INT)

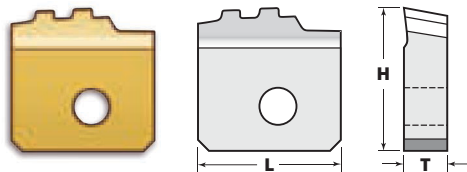


	Order #	Description	D	T
INCH	523-5210I	TNMA-54-5P-TSH-SEC-INT	.625	.250
METRIC			15.88	6.35



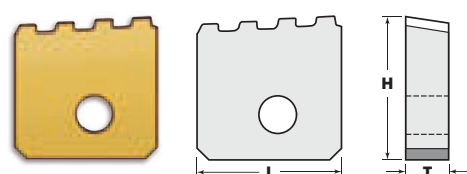
6TPI TSH-SEC EXTERNAL THREAD FORMS & SETS

522-6220E (2T-6P-TSH-SEC-EXT)



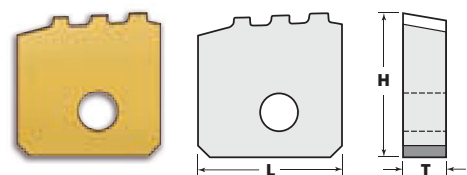
	Order #	Description	L	T	H	Teeth
INCH	522-6220E	2T-6P-TSH-SEC-EXT	.625	.187	.625	2
METRIC			15.88	4.75	15.88	2

522-6340E (4T-6P-TSH-SEC-EXT)



	Order #	Description	L	T	H	Teeth
INCH	522-6340E	4T-6P-TSH-SEC-EXT	.625	.187	.620	4
METRIC			15.88	4.75	15.75	4

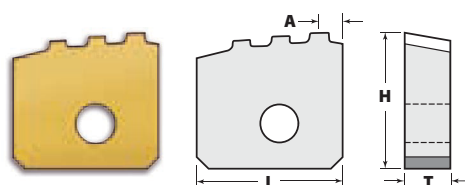
522-6360E (3T-6P-TSH-SEC-EXT)



	Order #	Description	L	T	H	Teeth
INCH	522-6360E	3T-6P-TSH-SEC-EXT	.625	.187	.625	3
METRIC			15.88	4.75	15.88	3

SET

522-6371E/522-6372E/522-6373E

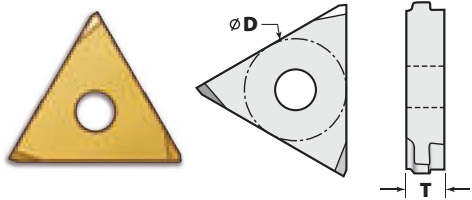


	Order #	Description	L	A	T	H
INCH	522-6371E	3T-6P-TSH-SEC-EXT Set #1	.630	.2112	.200	.581
METRIC			16.0	5.36	5.08	14.78
INCH	522-6372E	3T-6P-TSH-SEC-EXT Set #2	.630	.1556	.200	.585
METRIC			16.0	3.95	5.08	14.86
INCH	522-6373E	3T-6P-TSH-SEC-EXT Set #3	.630	.1000	.200	.589
METRIC			16.0	2.54	5.08	14.96



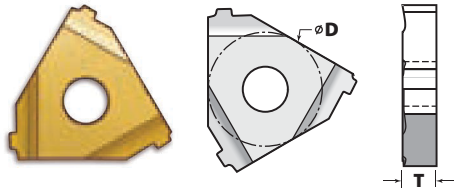
6TPI TSH-SEC EXTERNAL THREAD FORMS

523-5030E (TNMA-43-6P-TSH-SEC-EXT) - Shown
 523-5035E (TNMC-43-6P-TSH-SEC-EXT)



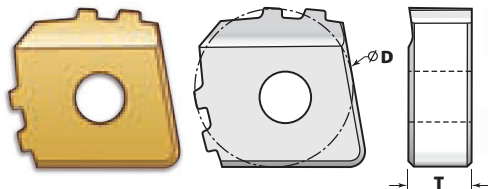
	Order #	Description	D	T
INCH	523-5030E	TNMA-43-6P-TSH-SEC-EXT	.500	.188
	523-5035E	TNMC-43-6P-TSH-SEC-EXT	.500	.188
METRIC			12.7	4.76

533-5040E (TNMA-53FL-6P-TSH-SEC-EXT)



	Order #	Description	D	T
INCH	533-5040E	TNMA-53FL-6P-TSH-SEC-EXT	.625	.187
METRIC			15.88	4.75

280-6340 (THX-2T-6P-TSH-SEC-EXT)

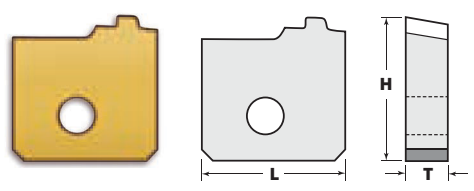


	Order #	Description	D	T	Teeth
INCH	280-6340	THX-2T-6P-TSH-SEC-EXT	.625	.250	2
METRIC			15.88	6.35	2



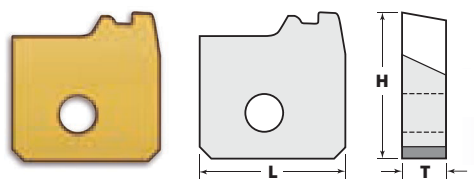
6TPI TSH-SEC INTERNAL THREAD FORMS

522-5040I (1T-6P-TSH-SEC-INT) – W/3° SIDE CLEARANCE
 522-5041I (1T-6P-TSH-SEC-INT) – W/6° TOP RAKE
 522-5045I (1T-6P-TSH-SEC-INT) – W/6° SIDE CLEARANCE



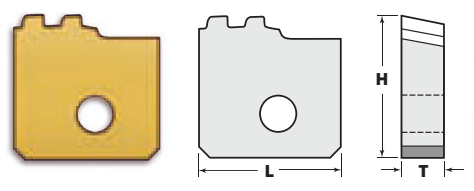
	Order #	Description	L	T	H	Teeth
INCH	522-5040I	1T-6P-TSH-SEC-INT	.620	.187	.620	1
	522-5041I	1T-6P-TSH-SEC-INT	.620	.187	.620	1
	522-5045I	1T-6P-TSH-SEC-INT	.620	.187	.620	1
METRIC			15.75	4.75	15.75	1

522-5050I (1T-6P-TSH-SEC-INT)



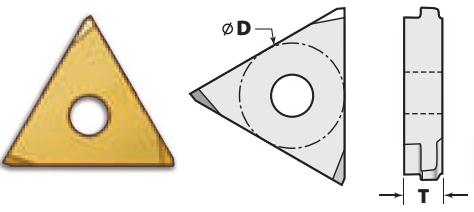
	Order #	Description	L	T	H	Teeth
INCH	522-5050I	1T-6P-TSH-SEC-INT	.625	.187	.625	1
METRIC			15.88	4.75	15.88	1

522-6220I (2T-6P-TSH-SEC-INT) – PULLING



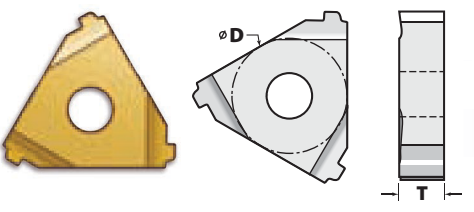
	Order #	Description	L	T	H	Teeth
INCH	522-6220I	2T-6P-TSH-SEC-INT	.625	.187	.625	2
METRIC			15.88	4.75	15.88	2

523-5030I (TNMA-43-6P-TSH-SEC-INT) - Shown
 523-5035I (TNMC-43-6P-TSH-SEC-INT)



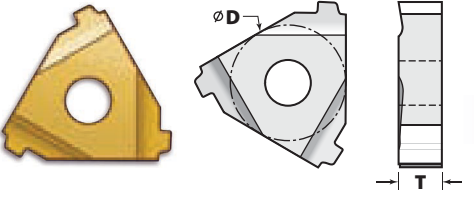
	Order #	Description	D	T
INCH	523-5030I	TNMA-43-6P-TSH-SEC-INT	.500	.188
	523-5035I	TNMC-43-6P-TSH-SEC-INT	.500	.188
METRIC			12.7	4.76

533-5040I (TNMA-54FL-6P-TSH-SEC-INT)



	Order #	Description	D	T
INCH	533-5040I	TNMA-54FL-6P-TSH-SEC-INT	.625	.250
METRIC			15.88	6.35

533-5045I (TNMA-43FL-6P-TSH-SEC-INT)

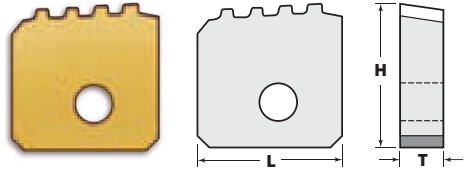


	Order #	Description	D	T
INCH	533-5045I	TNMA-43FL-6P-TSH-SEC-INT	.500	.187
METRIC			12.7	4.75



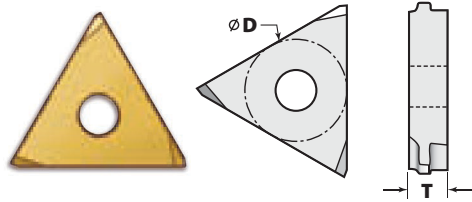
8TPI TSH-SEC EXTERNAL THREAD FORMS

522-8240E (4T-8P-TSH-SEC-EXT)



	Order #	Description	L	T	H	Teeth
INCH	522-8240E	4T-8P-TSH-SEC-EXT	.625	.187	.620	4
METRIC			15.88	4.75	15.75	4

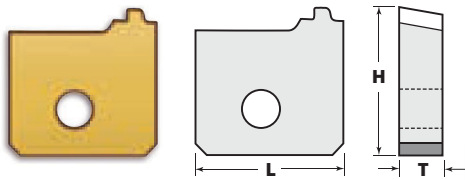
523-5020E (TNMA-43-8P-TSH-SEC-EXT)



	Order #	Description	D	T
INCH	523-5020E	TNMA-43-8P-TSH-SEC-EXT	.500	.188
METRIC			12.7	4.76

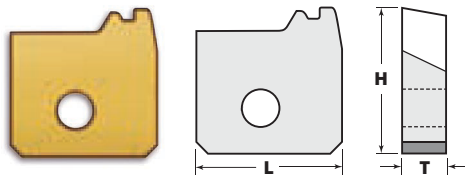
8TPI TSH-SEC INTERNAL THREAD FORMS

522-8210I (1T-8P-TSH-SEC-INT) – W/3° SIDE CLEARANCE
522-8215I (1T-8P-TSH-SEC-INT) – W/6° SIDE CLEARANCE



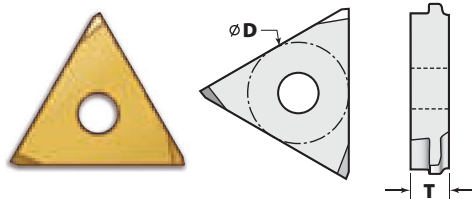
	Order #	Description	L	T	H	Teeth
INCH	522-8210I	1T-8P-TSH-SEC-INT	.620	.187	.620	1
	522-8215I	1T-8P-TSH-SEC-INT	.620	.187	.620	1
METRIC			15.75	4.75	15.75	1

522-8217I (1T-8P-TSH-SEC-INT)



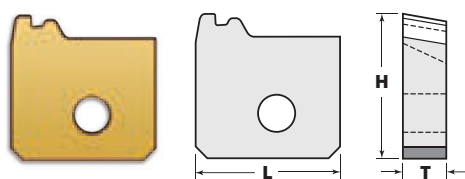
	Order #	Description	L	T	H	Teeth
INCH	522-8217I	1T-8P-TSH-SEC-INT	.625	.187	.625	1
METRIC			15.88	4.75	15.88	1

523-5020I (TNMA-43-8P-TSH-SEC-INT)



	Order #	Description	D	T
INCH	523-5020I	TNMA-43-8P-TSH-SEC-INT	.500	.188
METRIC			12.7	4.76

522-8220I (1T-8P-TSH-SEC-INT) – PULLING

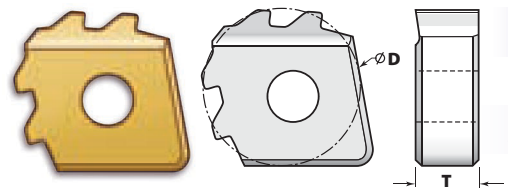


	Order #	Description	L	T	H	Teeth
INCH	522-8220I	1T-8P-TSH-SEC-INT	.625	.187	.625	1
METRIC			15.88	4.75	15.88	1



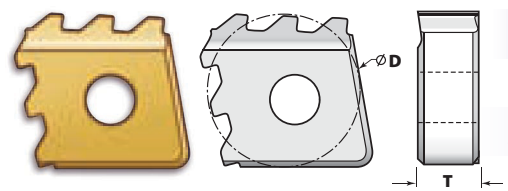
5TPI TSH-3SB EXTERNAL THREAD FORMS

280-5720 (THX-2T-5P-TSH-3SB-EXT)



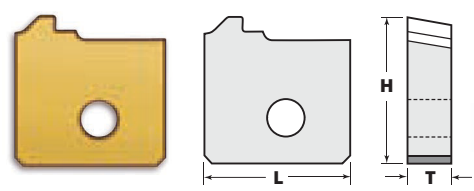
	Order #	Description	D	T	Teeth
INCH	280-5720	THX-2T-5P-TSH-3SB-EXT	.625	.250	2
METRIC			15.88	6.35	2

280-5730 (THX-3T-5P-TSH-3SB-EXT)



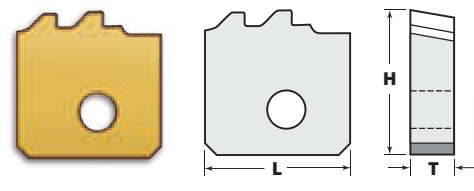
	Order #	Description	D	T	Teeth
INCH	280-5730	THX-3T-5P-TSH-3SB-EXT	.625	.250	3
METRIC			15.88	6.35	3

522-5710E (1T-5P-TSH-3SB-EXT)



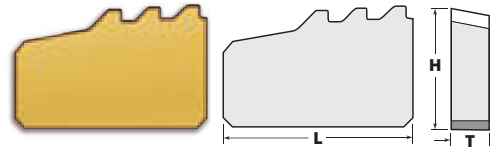
	Order #	Description	L	T	H	Teeth
INCH	522-5710E	1T-5P-TSH-3SB-EXT	.625	.187	.625	1
METRIC			15.88	4.75	15.88	1

522-5720E (2T-5P-TSH-3SB-EXT)



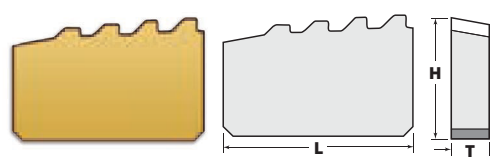
	Order #	Description	L	T	H	Teeth
INCH	522-5720E	2T-5P-TSH-3SB-EXT	.625	.187	.625	2
METRIC			15.88	4.75	15.88	2

522-5735E (3T-5P-TSH-3SB-EXT)



	Order #	Description	L	T	H	Teeth
INCH	522-5735E	3T-5P-TSH-3SB-EXT	.984	.197	.625	3
METRIC			25.0	5.0	15.88	3

522-5745E (4T-5P-TSH-3SB-EXT)

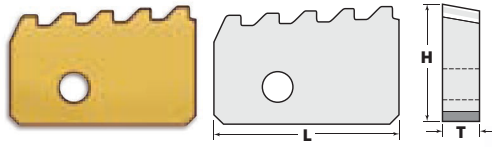


	Order #	Description	L	T	H	Teeth
INCH	522-5745E	4T-5P-TSH-3SB-EXT	.984	.197	.625	4
METRIC			25.0	5.0	15.88	4



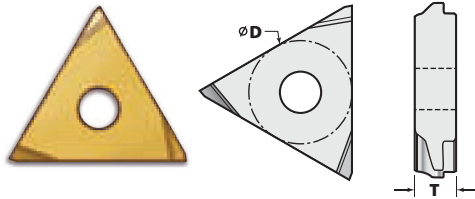
5TPI TSH-3SB EXTERNAL THREAD FORMS

522-5750E (5T-5P-TSH-3SB-EXT)
 522-5753E (5T-5P-TSH-3SB-EXT) – W/3° SIDE CLEARANCE



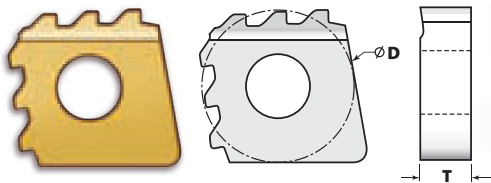
	Order #	Description	L	T	H	Teeth
INCH	522-5750E	5T-5P-TSH-3SB-EXT	.984	.197	.625	5
	522-5753E	5T-5P-TSH-3SB-EXT	.984	.197	.625	5
METRIC			25.0	5.0	15.88	5

523-5715E (TPMC-54-5P-TSH-3SB-EXT)
 523-5800E (TNMA-54-5P-TSH-3SB-EXT) - *Shown*
 523-5810E (TNMC-54-5P-TSH-3SB-EXT)



	Order #	Description	D	T
INCH	523-5715E	TPMC-54-5P-TSH-3SB-EXT	.625	.250
	523-5800E	TNMA-54-5P-TSH-3SB-EXT	.625	.250
	523-5810E	TNMC-54-5P-TSH-3SB-EXT	.625	.250
METRIC			15.88	6.35

556-5730 (CNMA-64-5P-TSH-3SB-EXT)

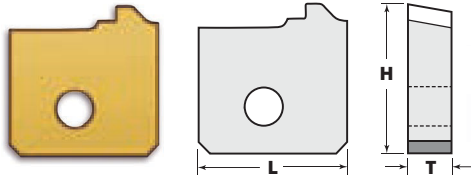


	Order #	Description	D	T	Teeth
INCH	556-5730	CNMA-64-5P-TSH-3SB-EXT	.750	.250	3
METRIC			19.05	6.35	3



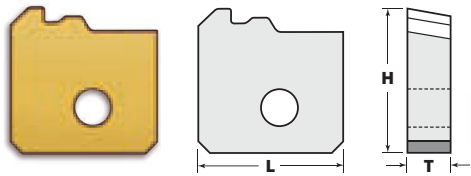
5TPI TSH-3SB INTERNAL THREAD FORMS

522-5705I (1T-5P-TSH-3SB-INT)



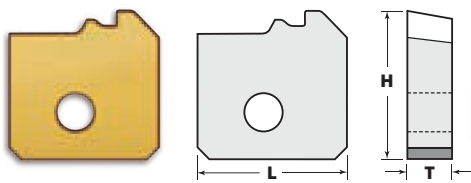
	Order #	Description	L	T	H	Teeth
INCH	522-5705I	1T-5P-TSH-3SB-INT	.625	.187	.625	1
METRIC			15.88	4.75	15.88	1

522-5707I (1T-5P-TSH-3SB-INT) – PULLING



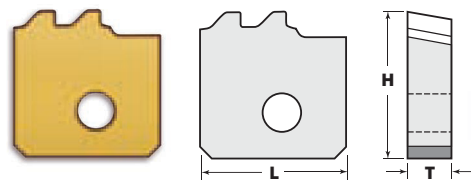
	Order #	Description	L	T	H	Teeth
INCH	522-5707I	1T-5P-TSH-3SB-INT	.625	.187	.625	1
METRIC			15.88	4.75	15.88	1

522-5710I (1T-5P-TSH-3SB-INT)



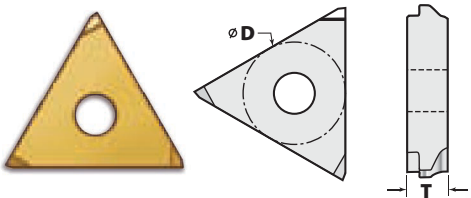
	Order #	Description	L	T	H	Teeth
INCH	522-5710I	1T-5P-TSH-3SB-INT	.625	.187	.620	1
METRIC			15.88	4.75	15.75	1

522-5720I (2T-5P-TSH-3SB-INT) – PULLING



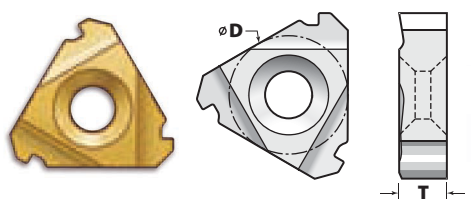
	Order #	Description	L	T	H	Teeth
INCH	522-5720I	2T-5P-TSH-3SB-INT	.625	.187	.625	2
METRIC			15.88	4.75	15.88	2

523-5715I (TPMC-54-5P-TSH-3SB-INT)
 523-5800I (TNMA-54-5P-TSH-3SB-INT) - Shown
 523-5810I (TNMC-54-5P-TSH-3SB-INT)



	Order #	Description	D	T
INCH	523-5715I	TPMC-54-5P-TSH-3SB-INT	.625	.250
	523-5800I	TNMA-54-5P-TSH-3SB-INT	.625	.250
	523-5810I	TNMC-54-5P-TSH-3SB-INT	.625	.250
METRIC			15.88	6.35

533-5710I (TNMC-54FL-5P-TSH-3SB-INT)

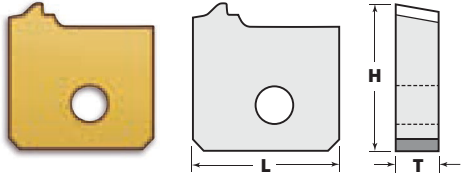


	Order #	Description	D	T
INCH	533-5710I	TNMC-54FL-5P-TSH-3SB-INT	.625	.250
METRIC			15.88	6.35



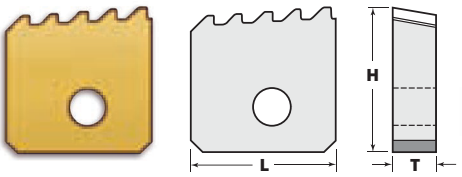
8TPI TSH-3SB EXTERNAL THREAD FORMS

522-8710E (1T-8P-TSH-3SB-EXT)



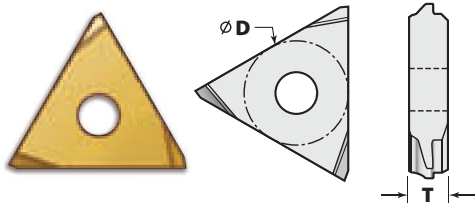
	Order #	Description	L	T	H	Teeth
INCH	522-8710E	1T-8P-TSH-3SB-EXT	.625	.187	.625	1
METRIC			15.88	4.75	15.88	1

522-8750E (5T-8P-TSH-3SB-EXT)



	Order #	Description	L	T	H	Teeth
INCH	522-8750E	5T-8P-TSH-3SB-EXT	.625	.187	.625	5
METRIC			15.88	4.75	15.88	5

523-7030E (TPMC-43-8P-TSH-3SB-EXT)
 523-7035E (TPMA-43-8P-TSH-3SB-EXT)
 523-8710E (TNMA-43-8P-TSH-3SB-EXT) - Shown
 523-8715E (TNMC-43-8P-TSH-3SB-EXT)

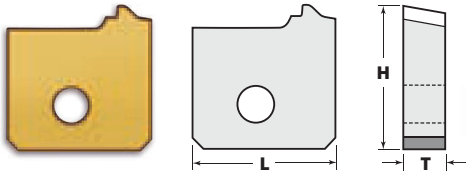


	Order #	Description	D	T
INCH	523-7030E	TPMC-43-8P-TSH-3SB-EXT	.500	.188
	523-7035E	TPMA-43-8P-TSH-3SB-EXT	.500	.188
	523-8710E	TNMA-43-8P-TSH-3SB-EXT	.500	.188
	523-8715E	TNMC-43-8P-TSH-3SB-EXT	.500	.188
METRIC			12.7	4.76



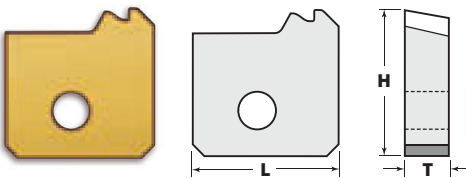
8TPI TSH-3SB INTERNAL THREAD FORMS

522-8710I (1T-8P-TSH-3SB-INT)



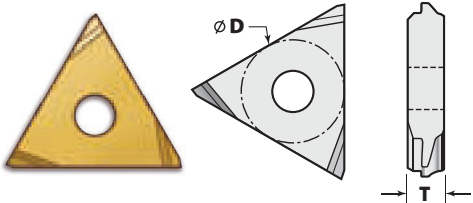
	Order #	Description	L	T	H	Teeth
INCH	522-8710I	1T-8P-TSH-3SB-INT	.625	.187	.625	1
METRIC			15.88	4.75	15.88	1

522-8715I (1T-8P-TSH-3SB-INT)



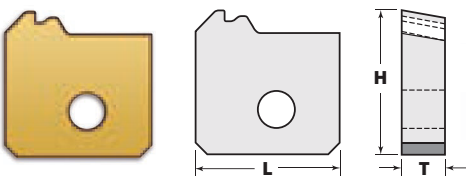
	Order #	Description	L	T	H	Teeth
INCH	522-8715I	1T-8P-TSH-3SB-INT	.625	.187	.620	1
METRIC			15.88	4.75	15.75	1

523-7030I (TPMC-43-8P-TSH-3SB-INT)
 523-7035I (TPMA-43-8P-TSH-3SB-INT)
 523-8710I (TNMA-43-8P-TSH-3SB-INT) - Shown
 523-8715I (TNMC-43-8P-TSH-3SB-INT)



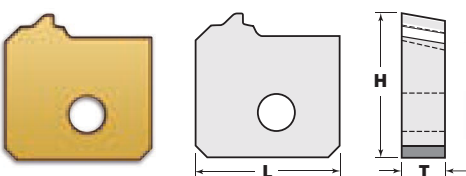
	Order #	Description	D	T
INCH	523-7030I	TPMC-43-8P-TSH-3SB-INT	.500	.188
	523-7035I	TPMA-43-8P-TSH-3SB-INT	.500	.188
	523-8710I	TNMA-43-8P-TSH-3SB-INT	.500	.188
	523-8715I	TNMC-43-8P-TSH-3SB-INT	.500	.188
METRIC			12.7	4.76

522-8720I (1T-8P-TSH-3SB-INT) – PULLING



	Order #	Description	L	T	H	Teeth
INCH	522-8720I	1T-8P-TSH-3SB-INT	.625	.187	.625	1
METRIC			15.88	4.75	15.88	1

522-8725I (1T-8P-TSH-3SB-INT) – PULLING

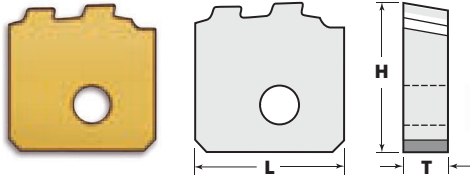


	Order #	Description	L	T	H	Teeth
INCH	522-8725I	1T-8P-TSH-3SB-INT	.625	.187	.625	1
METRIC			15.88	4.75	15.88	1



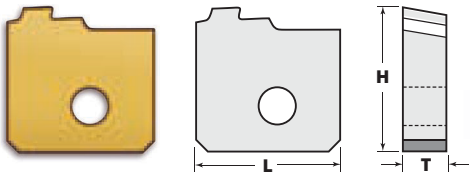
4TPI TSH-BLUE NF-8.50 EXTERNAL THREAD FORMS

522-6410E (2T-4P-TSH-BLUE NF-8.50-EXT)



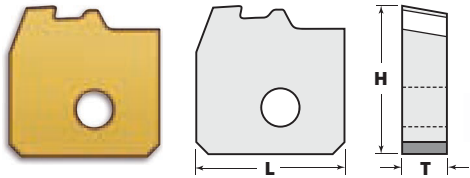
	Order #	Description	L	T	H	Teeth
INCH	522-6410E	2T-4P-TSH-BLUE NF-8.50-EXT	.620	.187	.620	2
METRIC			15.75	4.75	15.75	2

522-6415E (1T-4P-TSH-BLUE NF-8.50-EXT)



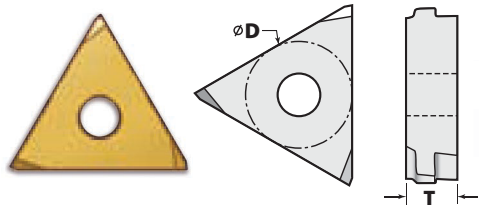
	Order #	Description	L	T	H	Teeth
INCH	522-6415E	1T-4P-TSH-BLUE NF-8.50-EXT	.620	.187	.620	1
METRIC			15.75	4.75	15.75	1

522-6425E (1T-4P-TSH-BLUE NF-8.50-EXT)



	Order #	Description	L	T	H	Teeth
INCH	522-6425E	1T-4P-TSH-BLUE NF-8.50-EXT	.620	.187	.620	1
METRIC			15.75	4.75	15.75	1

523-4817E (TNMA-55-4P-TSH-BLUE NF-8.50-EXT)

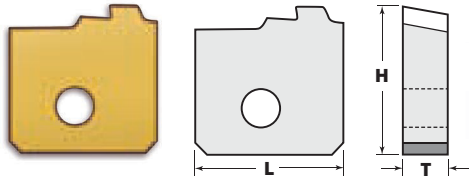


	Order #	Description	D	T
INCH	523-4817E	TNMA-55-4P-TSH-BLUE NF-8.50-EXT	.625	.313
METRIC			15.88	7.94



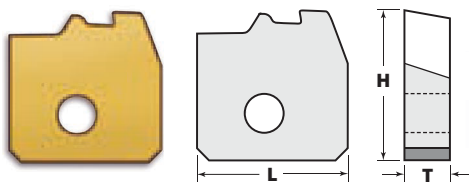
4TPI TSH-BLUE NF-8.50 INTERNAL THREAD FORMS

522-6410I (1T-4P-TSH-BLUE NF-8.50-INT)



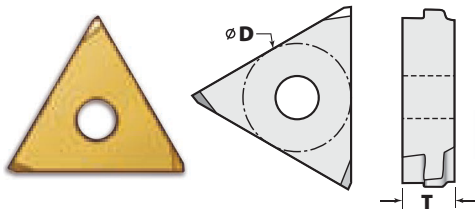
	Order #	Description	L	T	H	Teeth
INCH	522-6410I	1T-4P-TSH-BLUE NF-8.50-INT	.620	.187	.620	1
METRIC			15.75	4.75	15.75	1

522-6425I (1T-4P-TSH-BLUE NF-8.50-INT)



	Order #	Description	L	T	H	Teeth
INCH	522-6425I	1T-4P-TSH-BLUE NF-8.50-INT	.620	.187	.620	1
METRIC			15.75	4.75	15.75	1

523-4817I (TNMA-55-4P-TSH-BLUE NF-8.50-INT)

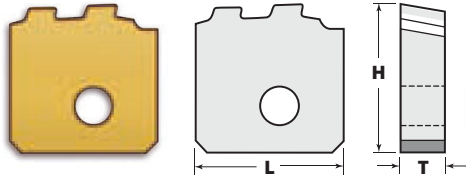


	Order #	Description	D	T
INCH	523-4817I	TNMA-55-4P-TSH-BLUE NF-8.50-INT	.625	.313
METRIC			15.88	7.94



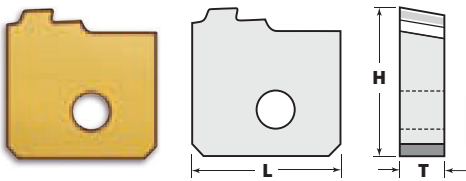
4TPI TSH-BLUE NF-6.25 EXTERNAL THREAD FORMS

522-6400E (2T-4P-TSH-BLUE NF-6.25-EXT)



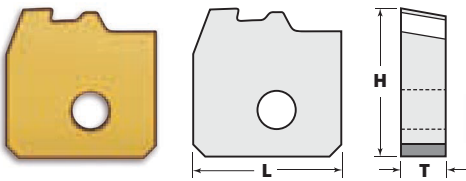
	Order #	Description	L	T	H	Teeth
INCH	522-6400E	2T-4P-TSH-BLUE NF-6.25-EXT	.620	.187	.620	2
METRIC			15.75	4.75	15.75	2

522-6405E (1T-4P-TSH-BLUE NF-6.25-EXT)



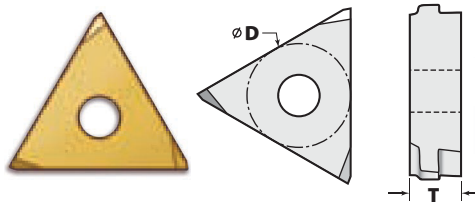
	Order #	Description	L	T	H	Teeth
INCH	522-6405E	1T-4P-TSH-BLUE NF-6.25-EXT	.620	.187	.620	1
METRIC			15.75	4.75	15.75	1

522-6420E (1T-4P-TSH-BLUE NF-6.25-EXT)



	Order #	Description	L	T	H	Teeth
INCH	522-6420E	1T-4P-TSH-BLUE NF-6.25-EXT	.620	.187	.620	1
METRIC			15.75	4.75	15.75	1

523-4812E (TNMA-55-4P-TSH-BLUE-NF-6.25-EXT)

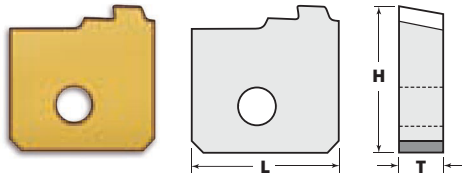


	Order #	Description	D	T
INCH	523-4812E	TNMA-55-4P-TSH-BLUE-NF-6.25-EXT	.625	.313
METRIC			15.88	7.94



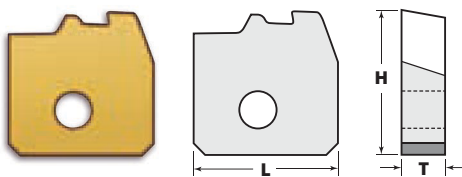
4TPI TSH-BLUE NF-6.25 INTERNAL THREAD FORMS

522-6400I (1T-4P-TSH-BLUE NF-6.25-INT)



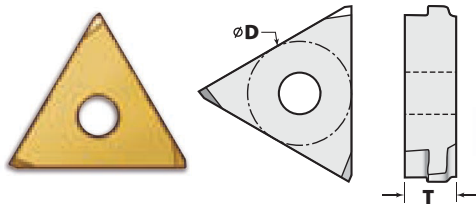
	Order #	Description	L	T	H	Teeth
INCH	522-6400I	1T-4P-TSH-BLUE NF-6.25-INT	.620	.187	.620	1
METRIC			15.75	4.75	15.75	1

522-6420I (1T-4P-TSH-BLUE NF-6.25-INT)



	Order #	Description	L	T	H	Teeth
INCH	522-6420I	1T-4P-TSH-BLUE NF-6.25-INT	.620	.187	.620	1
METRIC			15.75	4.75	15.75	1

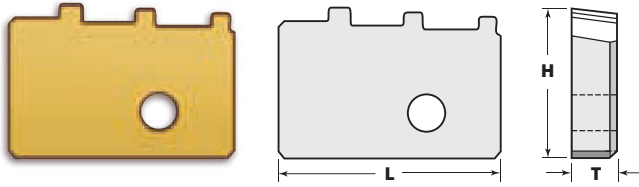
523-4812I (TNMA-55-4P-TSH-BLUE-NF-6.25-INT)



	Order #	Description	D	T
INCH	523-4812I	TNMA-55-4P-TSH-BLUE-NF-6.25-INT	.625	.313
METRIC			15.88	7.94



TENARIS HYDRIL 500 SERIES

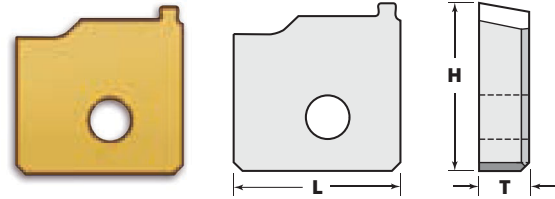
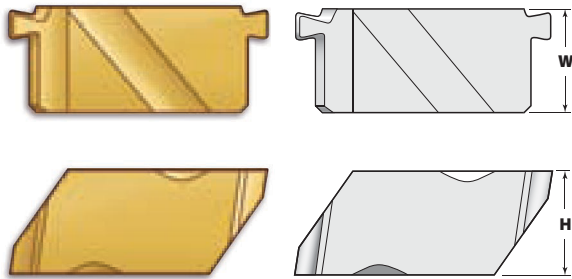


	INT	EXT	L	T	H	Teeth
INCH	CS 103	CS 104	.984	.625	.197	3
METRIC			25.0	15.88	5.0	
INCH	CS 107	CS 108	.984	.625	.197	3
METRIC			25.0	15.88	5.0	
INCH	CS 109	CS 110	.984	.625	.197	3
METRIC			25.0	15.88	5.0	
INCH	CS 3111	CS 3102	1.000	.625	.197	4
METRIC			25.4	15.88	5.0	
INCH	CS 5111	CS 5102	.984	.625	.197	4
METRIC			25.0	15.88	5.0	
INCH	CS 113	CS 114	.984	.625	.197	3
METRIC			25.0	15.88	5.0	
INCH	CS 115	CS 116	.984	.625	.197	3
METRIC			25.0	15.88	5.0	
INCH	CS 117	CS 118	.984	.625	.197	3
METRIC			25.0	15.88	5.0	
INCH	CS 119	CS 120	.984	.625	.197	3
METRIC			25.0	15.88	5.0	
INCH	CS 4121	CS 4122	.984	.625	.197	3
METRIC			25.0	15.88	5.0	
INCH	CS 34121	CS 34122	.984	.625	.197	3
METRIC			25.0	15.88	5.0	
INCH	CS 123	CS 124	.984	.625	.197	4
METRIC			25.0	15.88	5.0	
INCH	CS 125	CS 126	.984	.625	.197	4
METRIC			25.0	15.88	5.0	
INCH	CS 127	CS 128	.984	.625	.197	2
METRIC			25.0	15.88	5.0	

	Internal Pushing	Internal Pulling	L	T	H	Teeth
INCH	CD 103	CD 103	.984	.625	.197	3
METRIC			25.0	15.88	5.0	
INCH	CD 107	CD 107	.984	.625	.197	3
METRIC			25.0	15.88	5.0	
INCH	CD 109	CD 109	.984	.625	.197	3
METRIC			25.0	15.88	5.0	
INCH	CD 3111	CD 3111	1.0	.625	.197	4
METRIC			25.4	15.88	5.0	
INCH	CD 5111	CD 5111	.984	.625	.197	4
METRIC			25.0	15.88	5.0	
INCH	CD 113	CD 113	.984	.625	.197	3
METRIC			25.0	15.88	5.0	
INCH	CD 115	CD 115	.984	.625	.197	3
METRIC			25.0	15.88	5.0	
INCH	CD 117	CD 117	.984	.625	.197	3
METRIC			25.0	15.88	5.0	
INCH	CD 119	CD 119	.984	.625	.197	3
METRIC			25.0	15.88	5.0	
INCH	CD 4121	CD 4121	.984	.625	.197	3
METRIC			25.0	15.88	5.0	
INCH	CS 34121	CS 34121	.984	.625	.197	3
METRIC			25.0	15.88	5.0	
INCH	CD 123	CD 123	.984	.625	.197	4
METRIC			25.0	15.88	5.0	
INCH	CD 125	CD 125	.984	.625	.197	4
METRIC			25.0	15.88	5.0	
INCH	CD 127	CD 127	.984	.625	.197	2
METRIC			25.0	15.88	5.0	



TENARIS HYDRIL 500 SERIES



	INT	EXT	Insert Size	W	H
INCH	K 111	K 102	NG-6	.383	.453
METRIC			NG-6	9.73	11.51
INCH	K 103	K 104	NG-6	.383	.453
METRIC			NG-6	9.73	11.51
INCH	K 107	K 108	NG-6	.383	.453
METRIC			NG-6	9.73	11.51
INCH	K 109	K 110	NG-6	.455	.453
METRIC			NG-6	11.56	11.51
INCH	K 113	K 114	NG-6	.455	.453
METRIC			NG-6	11.56	11.51
INCH	K 115	K 116	NG-6	.455	.453
METRIC			NG-6	11.56	11.51
INCH	K 117	K 118	NG-6	.455	.453
METRIC			NG-6	11.56	11.51
INCH	K 119	K 120	NG-6	.383	.453
METRIC			NG-6	9.73	11.51
INCH	K 121	K 122	NG-6	.383	.453
METRIC			NG-6	9.73	11.51
INCH	K 123	K 124	NG-6	.383	.453
METRIC			NG-6	9.73	11.51
INCH	K 125	K 126	NG-6	.383	.453
METRIC			NG-6	9.73	11.51
INCH	K 129	K 130	NG-6	.383	.453
METRIC			NG-6	9.73	11.51

	INT	EXT	L	T	H
INCH	LD 125	LD 126	.625	.187	.625
METRIC			15.88	4.75	15.88
INCH	LD 111	LD 102	.625	.187	.625
METRIC			15.88	4.75	15.88
INCH	LD 121	LD 122	.625	.187	.625
METRIC			15.88	4.75	15.88
INCH	LD 103	LD 104	.625	.187	.625
METRIC			15.88	4.75	15.88
INCH	LD 107	LD 108	.625	.187	.625
METRIC			15.88	4.75	15.88
INCH	LD 109	LD 110	.625	.187	.625
METRIC			15.88	4.75	15.88
INCH	LD 113	LD 114	.625	.187	.625
METRIC			15.88	4.75	15.88
INCH	LD 115	LD 116	.625	.187	.625
METRIC			15.88	4.75	15.88
INCH	LD 117	LD 118	.625	.187	.625
METRIC			15.88	4.75	15.88
INCH	LD 119	LD 120	.625	.187	.625
METRIC			15.88	4.75	15.88
INCH	LD 123	LD 124	.625	.187	.625
METRIC			15.88	4.75	15.88
INCH	LD 129	LD 130	.625	.187	.625
METRIC			15.88	4.75	15.88
INCH	LD 131	LD 132	.625	.187	.625
METRIC			15.88	4.75	15.88
INCH	LD 133	LD 134	.625	.187	.625
METRIC			15.88	4.75	15.88