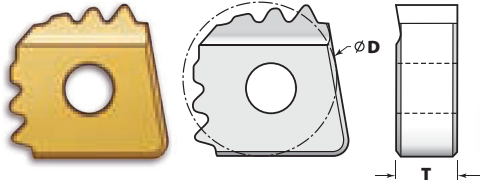




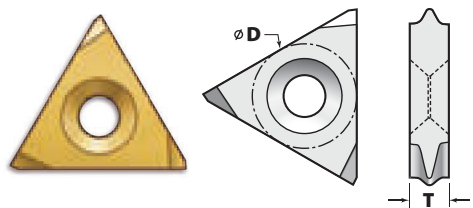
API 8 ROUND EXTERNAL THREAD FORMS

280-1020 (THX-3T-8RD-EXT)



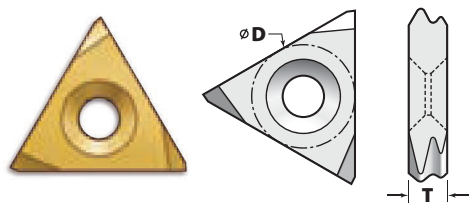
	Order #	Description	D	T	Teeth
INCH	280-1020	THX-3T-8RD-EXT	.625	.250	3
METRIC			15.88	6.35	3

313-1070 (TNMC-43-8RD-EXT) – Shown
313-2020 (TNMA-43-8RD-EXT)



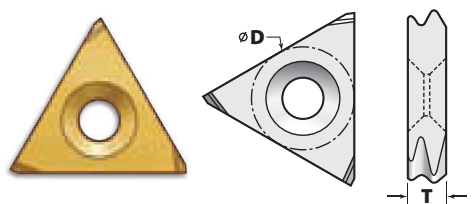
	Order #	Description	D	T
INCH	313-1070	TNMC-43-8RD-EXT	.500	.188
	313-2020	TNMA-43-8RD-EXT	.500	.188
METRIC			12.7	4.76

313-2000 (TNMC-43-8RD-FT-EXT)



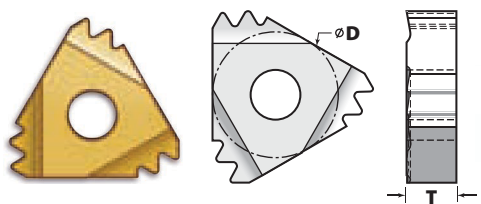
	Order #	Description	D	T
INCH	313-2000	TNMC-43-8RD-FT-EXT	.500	.188
METRIC			12.7	4.76

313-2010 (TNMC-43-8RD-LT-EXT)



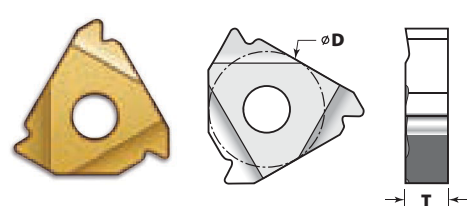
	Order #	Description	D	T
INCH	313-2010	TNMC-43-8RD-LT-EXT	.500	.188
METRIC			12.7	4.76

313-2030 (TNMA-54FL-2T-8RD-EXT)



	Order #	Description	D	T
INCH	313-2030	TNMA-54FL-2T-8RD-EXT	.625	.250
METRIC			15.88	6.35

313-1140 (TNMA-43FL-8RD-EXT)

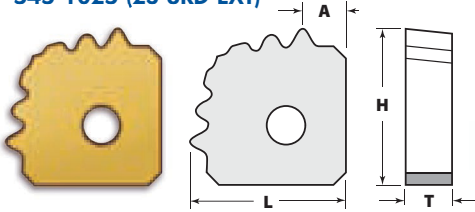


	Order #	Description	D	T
INCH	313-1140	TNMA-43FL-8RD-EXT	.500	.187
METRIC			12.7	4.75



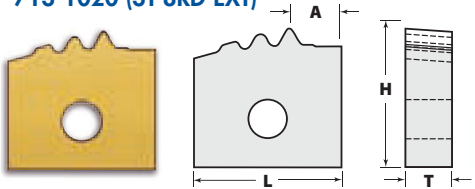
API 8 ROUND EXTERNAL THREAD FORMS & SETS

545-1025 (2S-8RD-EXT)



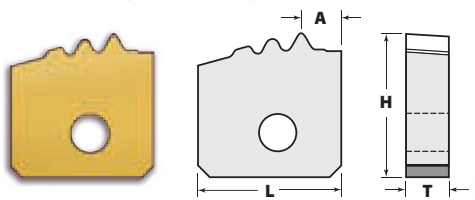
	Order #	Description	L	A	T	H
INCH	545-1025	2S-8RD-EXT	.625	.125	.200	.625
METRIC			15.88	3.18	5.08	15.87

713-1020 (3T-8RD-EXT)



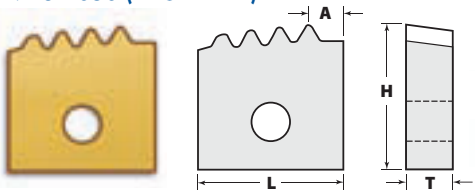
	Order #	Description	L	A	T	H	Teeth
INCH	713-1020	3T-8RD-EXT	.630	.221	.200	.592	3
METRIC			16	5.61	5.08	15.04	3

713-1040 (3T-8RD-EXT) – Shown
713-1045 (3T-8RD-EXT) – CASING



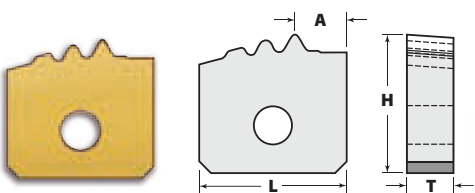
	Order #	Description	L	A	T	H	Teeth
INCH	713-1040	3T-8RD-EXT	.620	.173	.187	.624	3
INCH	713-1045	3T-8RD-EXT	.620	.173	.187	.624	3
METRIC			15.75	4.39	4.75	15.85	3

713-1050 (4T-8RD-EXT)



	Order #	Description	L	A	T	H	Teeth
INCH	713-1050	4T-8RD-EXT	.630	.150	.200	.626	4
METRIC			16	3.81	5.08	15.9	4

8 ROUND SET
713-3201/713-3202/713-3203

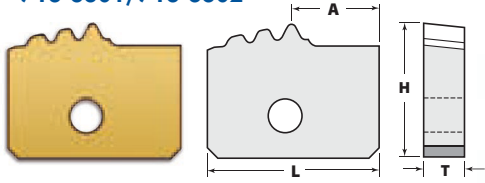


	Order #	Description	L	A	T	H
INCH	713-3201	8 Round Set #1	.630	.304	.204	.575
METRIC			16	7.73	5.21	14.61
INCH	713-3202	8 Round Set #2	.630	.263	.204	.585
METRIC			16	6.67	5.21	14.86
INCH	713-3203	8 Round Set #3	.630	.221	.204	.592
METRIC			16	5.61	5.21	15.04



API 8 ROUND EXTERNAL THREAD SETS

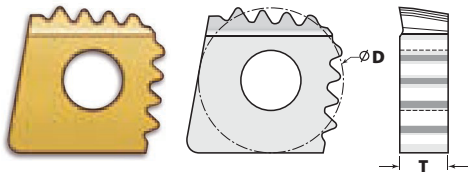
8 ROUND SET
713-3301/713-3302



	Order #	Description	L	A	T	H
INCH	713-3301	3T-8 Round Set #1	.787	.401	.187	.613
METRIC			19.99	10.19	4.75	15.58
INCH	713-3302	3T-8 Round Set #2	.630	.263	.204	.545
METRIC			16	6.67	5.18	13.84

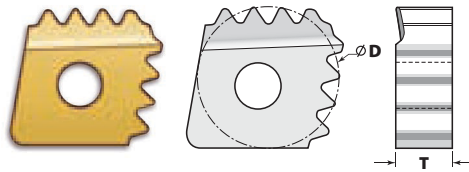
API 8 ROUND INTERNAL THREAD FORMS

155-1000 (CNMA-64-4T-8RD-INT)



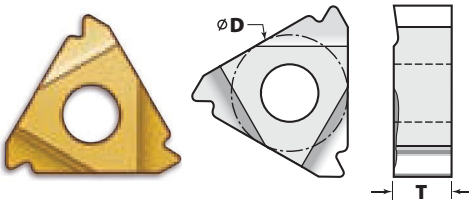
	Order #	Description	D	T	Teeth
INCH	155-1000	CNMA-64-4T-8RD-INT	.750	.250	4
METRIC			19.05	6.35	4

180-1460 (THX-4T-8RD-INT)



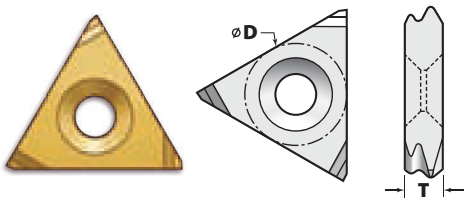
	Order #	Description	D	T	Teeth
INCH	180-1460	THX-4T-8RD-INT	.625	.250	4
METRIC			15.88	6.35	4

213-1140 (TNMA-43FL-8RD-INT)



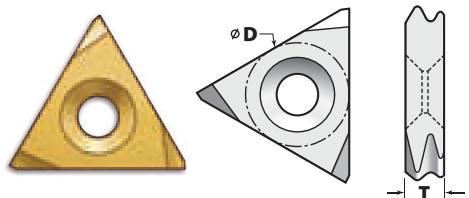
	Order #	Description	D	T
INCH	213-1140	TNMA-43FL-8RD-INT	.500	.188
METRIC			12.7	4.76

213-2000 (TNMC-43-8RD-INT) – FOLLOW TOPPING



	Order #	Description	D	T
INCH	213-2000	TNMC-43-8RD-INT	.500	.188
METRIC			12.7	4.76

213-2010 (TNMC-43-8RD-INT) – LEAD TOPPING

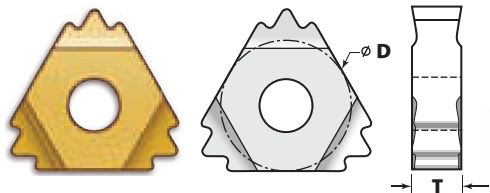


	Order #	Description	D	T
INCH	213-2010	TNMC-43-8RD-INT	.500	.188
METRIC			12.7	4.76



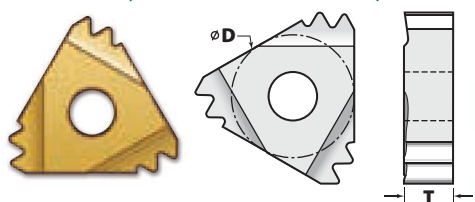
API 8 ROUND INTERNAL THREAD FORMS

213-2020 (TNMA-43-8RD-INT) – 6-SIDED



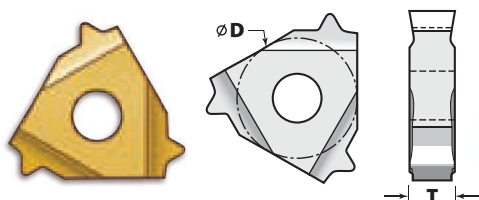
	Order #	Description	D	T
INCH	213-2020	TNMA-43-8RD-INT	.500	.188
METRIC			12.7	4.76

213-2030 (TNMA-54FL-2T-8RD-INT) – Shown 213-2025 (TNMB-43FL-2T-8RD-INT)



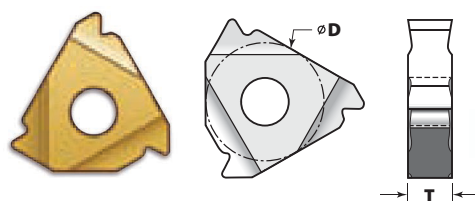
	Order #	Description	D	T	Teeth
INCH	213-2030	TNMA-54FL-2T-8RD-INT	.625	.250	2
METRIC			15.88	6.35	2
INCH	213-2025	TNMB-43FL-2T-8RD-INT	.500	.188	2
METRIC			12.7	4.76	2

213-2035 (TNMA-43FL-8RD-I/E) – INTERNAL & EXTERNAL, FULL TOPPING



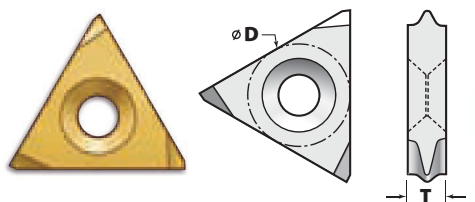
	Order #	Description	D	T
INCH	213-2035	TNMA-43FL-8RD-I/E	.500	.188
METRIC			12.7	4.76

213-2037 (TNMA-43FL-8RD-I/E) – INTERNAL & EXTERNAL, FOLLOW TOPPING



	Order #	Description	D	T
INCH	213-2037	TNMA-43FL-8RD-I/E	.500	.188
METRIC			12.7	4.76

313-1066 (TNMC-43-8RD-INT) – Shown 313-2040 (TNMA-43-8RD-INT) 213-2015 (TNMC-54-8RD-INT)

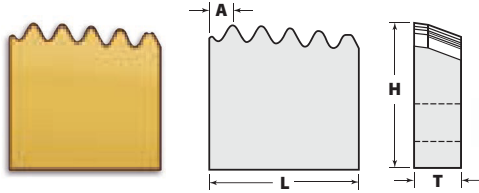


	Order #	Description	D	T
INCH	313-1066	TNMC-43-8RD-INT	.500	.188
	313-2040	TNMA-43-8RD-INT	.500	.188
METRIC			12.7	4.76
INCH	213-2015	TNMC-54-8RD-INT	.625	.250
METRIC			15.88	6.35



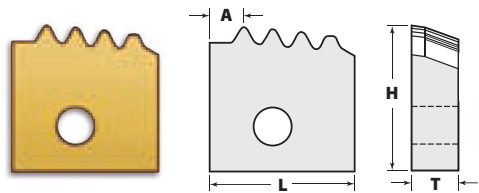
API 8 ROUND INTERNAL THREAD FORMS

700-1455 (5T-8RD-INT) – TWO FINISH TEETH



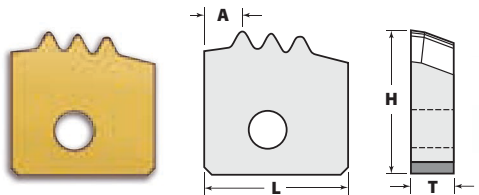
	Order #	Description	L	A	T	H	Teeth
INCH	700-1455	5T-8RD-INT	.650	.102	.200	.626	5
METRIC			16.51	2.59	5.08	15.9	5

700-1461 (4T-8RD-INT)



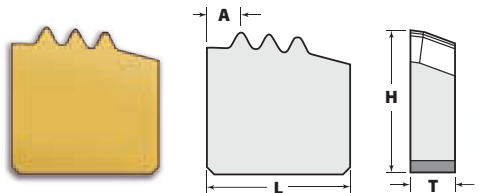
	Order #	Description	L	A	T	H	Teeth
INCH	700-1461	4T-8RD-INT	.630	.150	.205	.626	4
METRIC			16	3.81	5.21	15.9	4

700-1530 (3T-8RD-INT)



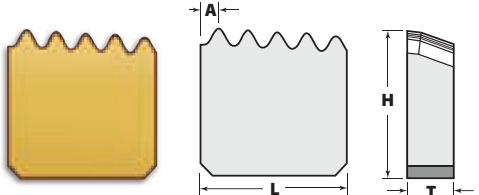
	Order #	Description	L	A	T	H	Teeth
INCH	700-1530	3T-8RD-INT	.625	.165	.187	.620	3
METRIC			15.88	4.19	4.75	15.75	3

700-1540 (3T-8RD-INT)



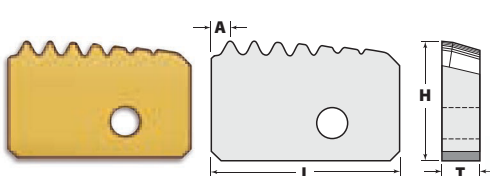
	Order #	Description	L	A	T	H	Teeth
INCH	700-1540	3T-8RD-INT	.630	.150	.200	.626	3
METRIC			16	3.81	5.08	15.9	3

700-2460 (5T-8RD-INT)



	Order #	Description	L	A	T	H	Teeth
INCH	700-2460	5T-8RD-INT	.625	.078	.200	.626	5
METRIC			15.88	1.98	5.08	15.88	5

700-2470 (7T-8RD-INT) – PULLING, SECONDARY FRONT – *Shown* 700-2455 (7T-8RD-INT) – PULLING

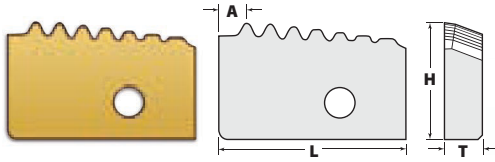


	Order #	Description	L	A	T	H	Teeth
INCH	700-2470	7T-8RD-INT	.984	.098	.197	.625	7
	700-2455	7T-8RD-INT	.984	.098	.197	.625	7
METRIC			25.0	2.49	5.0	15.88	7



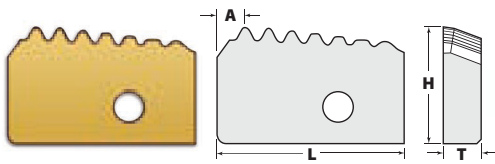
API 8 ROUND INTERNAL THREAD FORMS

700-2410 (7T-8RD-INT) – SINGLE PASS



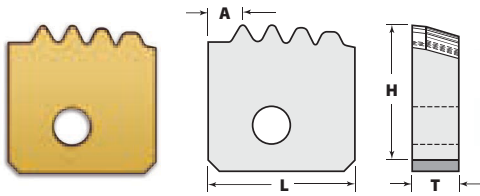
	Order #	Description	L	A	T	H	Teeth
INCH	700-2410	7T-8RD-INT	1.000	.150	.205	.626	7
METRIC			25.4	3.81	5.21	15.9	7

700-2420 (7T-8RD-INT) – MULTIPLE PASS – Shown 700-2465 (7T-8RD-INT)



	Order #	Description	L	A	T	H	Teeth
INCH	700-2420	7T-8RD-INT	1.000	.150	.205	.626	7
METRIC			25.4	3.81	5.21	15.9	7
INCH	700-2465	7T-8RD-INT	.984	.098	.197	.625	7
METRIC			25.0	2.49	5.0	15.88	7

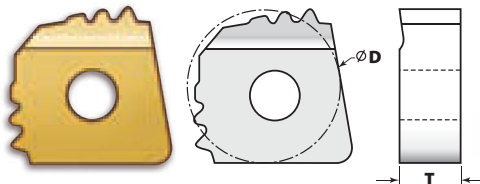
700-1480 (4T-8RD-INT) – PULLING



	Order #	Description	L	A	T	H	Teeth
INCH	700-1480	4T-8RD-INT	.630	.150	.200	.626	4
METRIC			16.0	3.81	5.08	14.63	4

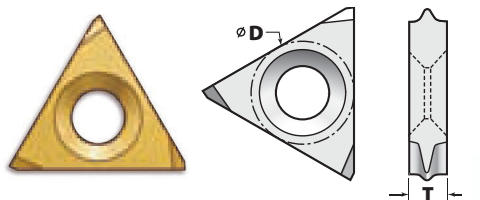
API 10 ROUND EXTERNAL THREAD FORMS

280-1225 (THX-3T-10RD-EXT)



	Order #	Description	D	T	Teeth
INCH	280-1225	THX-3T-10RD-EXT	.625	.250	3
METRIC			15.88	6.35	3

313-1075 (TNMC-43-10RD-EXT) – Shown 313-1076 (TNMA-43-10RD-EXT) 313-1077 (TNMB-43-10RD-EXT)

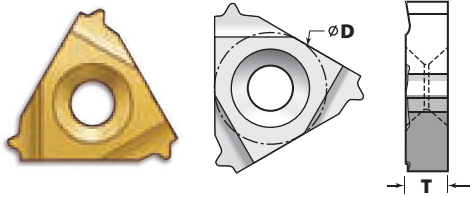


	Order #	Description	D	T
INCH	313-1075	TNMC-43-10RD-EXT	.500	.188
	313-1076	TNMA-43-10RD-EXT	.500	.188
	313-1077	TNMB-43-10RD-EXT	.500	.188
METRIC			12.7	4.78



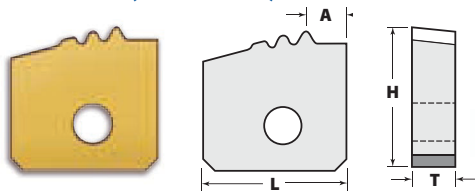
API 10 ROUND EXTERNAL THREAD FORMS & SETS

313-1085 (TNMC-43FL-10RD-EXT) – *Shown*
313-1150 (TNMA-43FL-10RD-EXT)



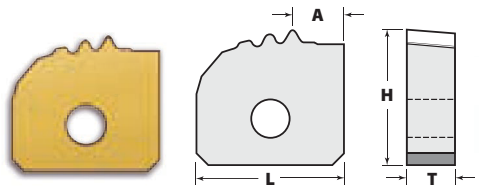
	Order #	Description	D	T
INCH	313-1085	TNMC-43FL-10RD-EXT	.500	.188
	313-1150	TNMA-43FL-10RD-EXT	.500	.188
METRIC			12.7	4.76

713-1230 (3T-10RD-EXT) – *Shown*
713-1225 (3T-10RD-EXT)



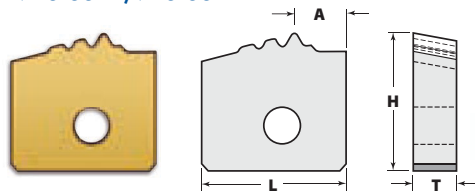
	Order #	Description	L	A	T	H	Teeth
INCH	713-1230	3T-10RD-EXT	.620	.173	.187	.607	3
METRIC			15.75	4.39	4.75	15.42	3
INCH	713-1225	3T-10RD-EXT	.625	.220	.200	.625	3
METRIC			15.86	5.59	5.08	15.88	3

10 ROUND SET
713-1200/713-1210/713-1220



	Order #	Description	L	A	T	H
INCH	713-1200	10 Round Set #1	.630	.287	.205	.564
METRIC			16	7.28	5.21	14.33
INCH	713-1210	10 Round Set #2	.630	.253	.205	.572
METRIC			16	6.43	5.21	14.53
INCH	713-1220	10 Round Set #3	.630	.220	.205	.577
METRIC			16	5.59	5.21	14.65

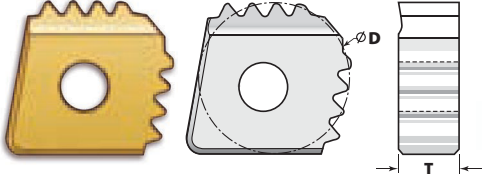
10 ROUND SET
713-3341/713-3342



	Order #	Description	L	A	T	H	Teeth
INCH	713-3341	10 Round Set #1	.625	.223	.187	.596	3
METRIC			15.88	5.67	4.75	15.15	3
INCH	713-3342	10 Round Set #2	.625	.173	.187	.578	3
METRIC			15.88	4.40	4.75	14.67	3

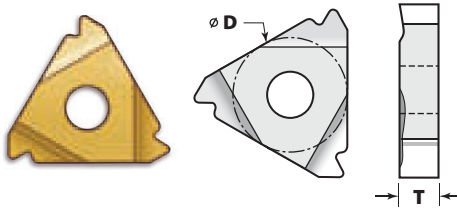
API 10 ROUND INTERNAL THREAD FORMS

180-1510 (THX-4T-10RD-INT)



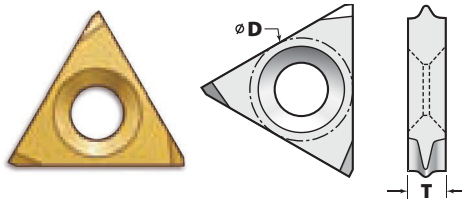
	Order #	Description	D	T	Teeth
INCH	180-1510	THX-4T-10RD-INT	.625	.250	4
METRIC			15.88	6.35	4

213-1090 (TNMC-32FL-10RD-INT) – FOLLOW TOPPING 213-1095 (TNMA-32FL-10RD-INT) – FOLLOW TOPPING – Shown



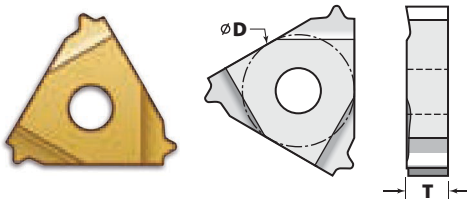
	Order #	Description	D	T
INCH	213-1090	TNMC-32FL-10RD-INT	.375	.125
	213-1095	TNMA-32FL-10RD-INT	.375	.125
METRIC			9.53	3.18

313-1080 (TNMC-43-10RD-INT) – Shown 313-1010 (TNMA-43-10RD-INT) 213-1077 (TNMB-43-10RD-INT)



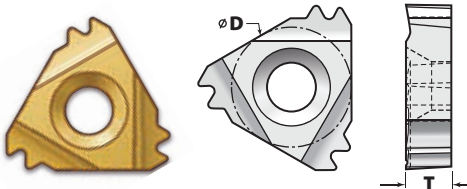
	Order #	Description	D	T
INCH	313-1080	TNMC-43-10RD-INT	.500	.188
	313-1010	TNMA-43-10RD-INT	.500	.188
	213-1077	TNMB-43-10RD-INT	.500	.188
METRIC			12.7	4.78

313-1090 (TNMA-43FL-10RD-INT) – FULL TOPPING



	Order #	Description	D	T
INCH	313-1090	TNMA-43FL-10RD-INT	.500	.188
METRIC			12.7	4.76

213-1085 (TNMB-43FL-2T-10RD-INT)

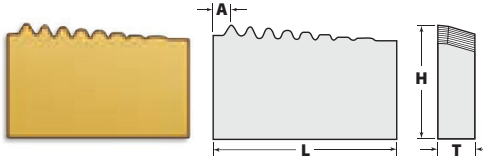


	Order #	Description	D	T
INCH	213-1085	TNMB-43FL-2T-10RD-INT	.500	.187
METRIC			12.7	4.75



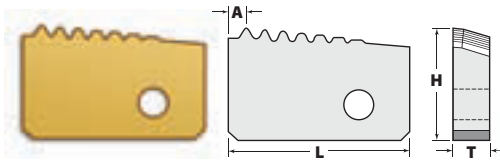
API 10 ROUND INTERNAL THREAD FORMS

700-1500 (9T-10RD-INT)



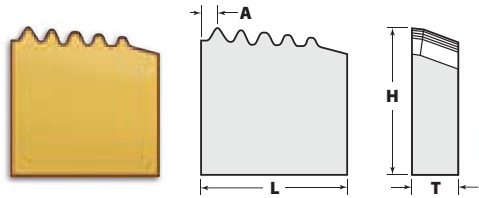
	Order #	Description	L	A	T	H	Teeth
INCH	700-1500	9T-10RD-INT	1.00	.150	.200	.617	9
METRIC			25.4	3.81	5.08	15.67	9

700-1505 (7T-10RD-INT)



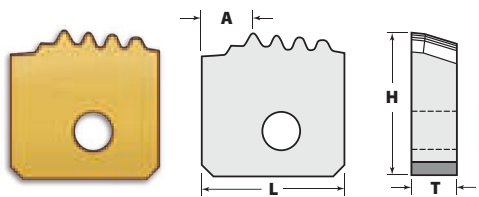
	Order #	Description	L	A	T	H	Teeth
INCH	700-1505	7T-10RD-INT	.984	.098	.197	.609	7
METRIC			25.0	2.49	5.0	15.47	7

700-1510 (5T-10RD-INT)



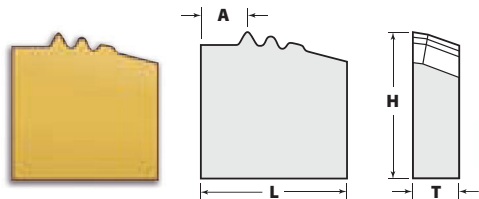
	Order #	Description	L	A	T	H	Teeth
INCH	700-1510	5T-10RD-INT	.625	.070	.200	.625	5
METRIC			15.88	1.78	5.08	15.87	5

700-1515 (4T-10RD-INT)



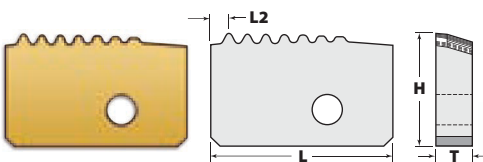
	Order #	Description	L	A	T	H	Teeth
INCH	700-1515	4T-10RD-INT	.620	.224	.187	.620	4
METRIC			15.75	5.69	4.75	15.75	4

700-1525 (3T-10RD-INT)



	Order #	Description	L	A	T	H	Teeth
INCH	700-1525	3T-10RD-INT	.625	.200	.200	.625	3
METRIC			15.88	5.08	5.08	15.87	3

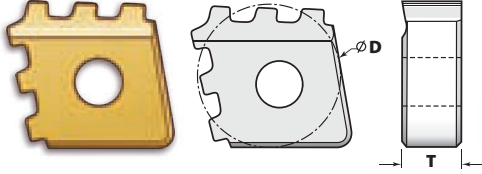
700-1508 (RT-7T-10RD-INT) – PULLING



	Order #	Description	L	A	T	H	Teeth
INCH	700-1508	RT-7T-10RD-INT	.984	.098	.197	.609	7
METRIC			24.99	2.49	5.0	15.47	7

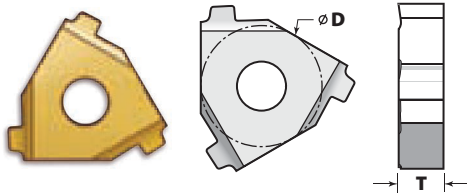
API 3/4" BUTTRESS EXTERNAL THREAD FORMS

280-2010 (THX-3T-3/4"-BUCA-EXT)



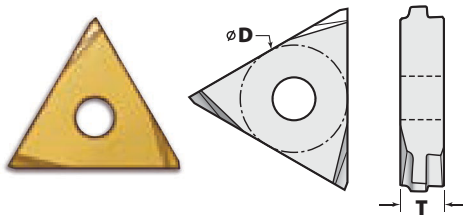
	Order #	Description	D	T	Teeth
INCH	280-2010	THX-3T-3/4"-BUCA-EXT	.625	.250	3
METRIC			15.88	6.35	3

313-1030 (TNMA-43FL-3/4"-BUCA-EXT)



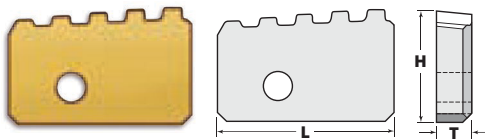
	Order #	Description	D	T
INCH	313-1030	TNMA-43FL-3/4"-BUCA-EXT	.500	.187
METRIC			12.7	4.75

313-1035 (TNMC-54-3/4"-BUCA-EXT) 313-1038 (TNMA-54-3/4"-BUCA-EXT) – Shown 313-3000 (TPMC-54-3/4"-BUCA-EXT)



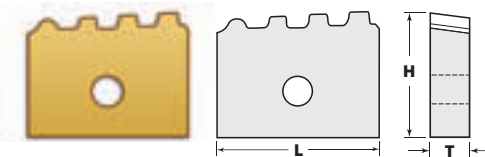
	Order #	Description	D	T
INCH	313-1035	TNMC-54-3/4"-BUCA-EXT	.625	.250
	313-1038	TNMA-54-3/4"-BUCA-EXT	.625	.250
	313-3000	TPMC-54-3/4"-BUCA-EXT	.625	.250
METRIC			15.88	6.35

522-5250E (5T-3/4"-BUCA-EXT)



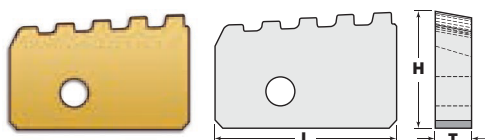
	Order #	Description	L	T	H	Teeth
INCH	522-5250E	5T-3/4"-BUCA-EXT	.984	.197	.625	5
METRIC			25.0	5.0	15.88	5

713-2000 (4T-3/4"-BUCA-EXT) – Shown 713-2005 (4T-3/4"-BUCA-EXT) – NO SIDE CLEARANCE



	Order #	Description	L	T	H	Teeth
INCH	713-2000	4T-3/4"-BUCA-EXT	.800	.200	.625	4
	713-2005	4T-3/4"-BUCA-EXT	.800	.200	.625	4
METRIC			20.32	5.08	15.88	4

713-2630 (5T-5P-3/4"-BUCA-EXT)

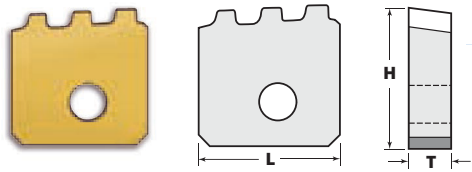


	Order #	Description	L	T	H	Teeth
INCH	713-2630	5T-5P-3/4"-BUCA-EXT	.984	.197	.625	5
METRIC			25.0	5.0	15.88	5



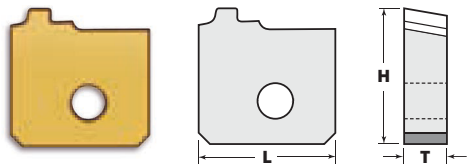
API 3/4" BUTTRESS EXTERNAL THREAD FORMS & SETS

713-2010 (3T-3/4"-BUCA-EXT)



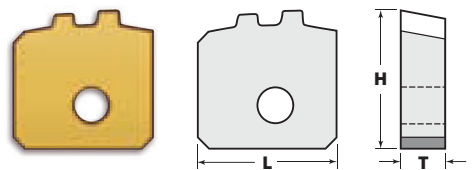
	Order #	Description	L	T	H	Teeth
INCH	713-2010	3T-3/4"-BUCA-EXT	.620	.187	.620	3
METRIC			15.75	4.75	15.75	3

713-2600 (1T-3/4"-BUCA-EXT) – Shown 713-2640 (1T-3/4"-BUCA-EXT)



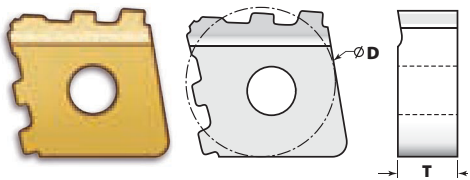
	Order #	Description	L	T	H	Teeth
INCH	713-2600	1T-3/4"-BUCA-EXT	.625	.197	.620	1
			15.88	5.0	15.75	1
	713-2640	1T-3/4"-BUCA-EXT	.625	.187	.620	1
METRIC			15.88	4.75	15.75	1

713-2602 (2T-3/4" BUCA-EXT) – ROUGHER



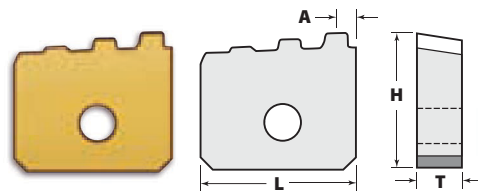
	Order #	Description	L	T	H	Teeth
INCH	713-2602	2T-3/4" BUCA-EXT	.625	.197	.620	2
METRIC			15.88	5.0	15.75	2

THX 3/4" BUCA SET 280-8070/280-8080/280-8090



	Order #	Description	D	T
INCH	280-8070	THX 3/4" Buca Set #1	.625	.250
	280-8080	THX 3/4" Buca Set #2	.625	.250
	280-8090	THX 3/4" Buca Set #3	.625	.250
METRIC			15.88	6.35

3/4" BUCA SET 713-8070/713-8080/713-8090

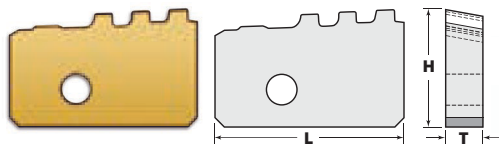


	Order #	Description	L	A	T	H
INCH	713-8070	3/4" Buca Set #1	.670	.2173	.200	.573
METRIC			17.02	5.52	5.08	14.55
INCH	713-8080	3/4" Buca Set #2	.670	.1507	.200	.583
METRIC			17.02	3.83	5.08	14.81
INCH	713-8090	3/4" Buca Set #3	.670	.0840	.200	.589
METRIC			17.02	2.13	5.08	14.96



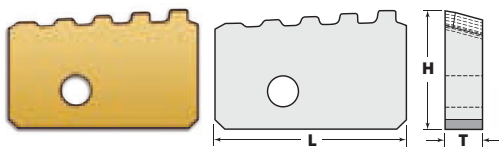
API 3/4" BUTTRESS EXTERNAL THREAD FORMS & SETS

713-2605 (3T-3/4"-BUCA-EXT) – FINISHER



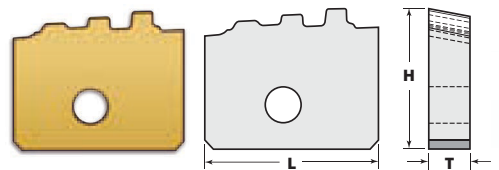
	Order #	Description	L	T	H	Teeth
INCH	713-2605	3T-3/4"-BUCA-EXT	1.00	.197	.620	3
METRIC			25.4	5.0	15.75	3

713-2610 (5T-3/4"-BUCA-EXT) – ROUGHER



	Order #	Description	L	T	H	Teeth
INCH	713-2610	5T-3/4"-BUCA-EXT	1.00	.197	.620	5
METRIC			25.4	5.0	15.75	5

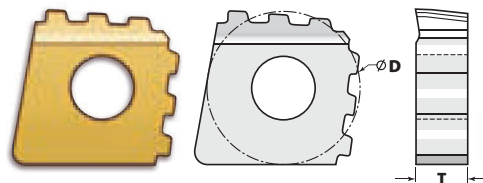
3/4" BUCA SET 713-2625 – FINISHER/713-2620 – ROUGHER



	Order #	Description	L	T	H	Teeth
INCH	713-2625	3T-3/4" Buca Set #1	.787	.187	.618	3
METRIC			19.99	4.75	15.7	3
INCH	713-2620	4T-3/4" Buca Set #2	.787	.187	.575	4
METRIC			19.99	4.75	14.61	4

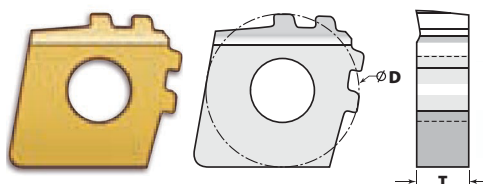
API 3/4" BUTTRESS INTERNAL THREAD FORMS

155-2000 (CNMA-64-3T-5P-3/4" BUCA-INT) – ROUGHER USED WITH 155-2005



	Order #	Description	D	T	Teeth
INCH	155-2000	CNMA-64-3T-5P-3/4" BUCA-INT	.750	.250	3
METRIC			19.05	6.35	3

155-2005 (CNMA-64-2T-5P-3/4" BUCA-INT) – FINISHER USED WITH 155-2000

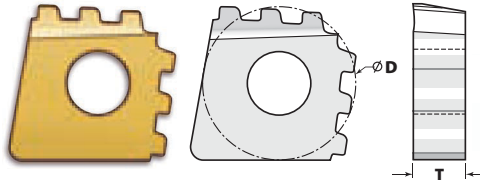


	Order #	Description	D	T	Teeth
INCH	155-2005	CNMA-64-2T-5P-3/4" BUCA-INT	.750	.250	2
METRIC			19.05	6.35	2



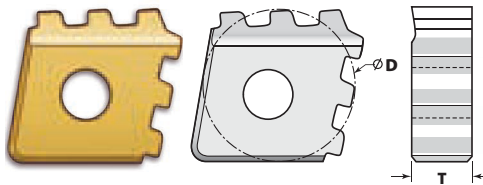
API 3/4" BUTTRESS INTERNAL THREAD FORMS

155-5030 (CNMA-64-3T-5P-3/4" BUCA-INT)



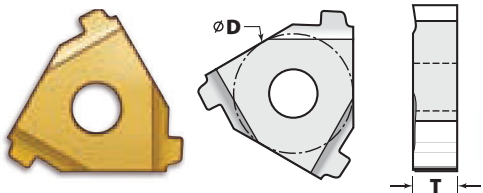
	Order #	Description	D	T	Teeth
INCH	155-5030	CNMA-64-3T-5P-3/4" BUCA-INT	.750	.250	3
METRIC			19.05	6.35	3

180-2650 (THX-3T-5P-3/4" BUCA-INT)



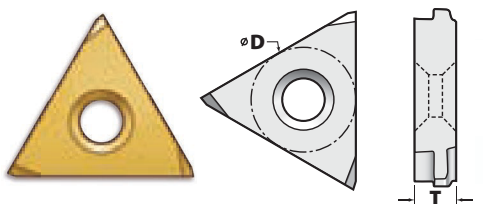
	Order #	Description	D	T	Teeth
INCH	180-2650	THX-3T-5P-3/4" BUCA-INT	.625	.250	3
METRIC			15.88	6.35	3

213-1020 (TNMA-43FL-5P-3/4" BUCA-INT)



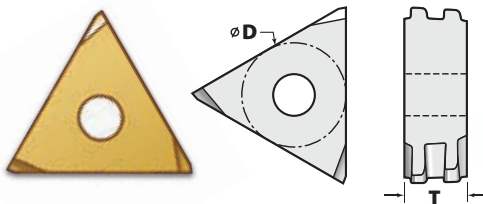
	Order #	Description	D	T
INCH	213-1020	TNMA-43FL-5P-3/4" BUCA-INT	.500	.188
METRIC			12.7	4.76

313-1025 (TNMC-54-5P-3/4" BUCA-INT) – Shown
313-1050 (TNMA-54-5P-3/4" BUCA-INT)



	Order #	Description	D	T
INCH	313-1025	TNMC-54-5P-3/4" BUCA-INT	.625	.250
	313-1050	TNMA-54-5P-3/4" BUCA-INT	.625	.250
METRIC			15.88	6.35

213-1015 (TNMA-56-2T-5P-3/4" BUCA-INT) – ROUGHER

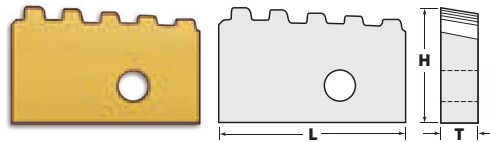


	Order #	Description	D	T
INCH	213-1015	TNMA-56-2T-5P-3/4" BUCA-INT	.625	.375
METRIC			15.88	9.53



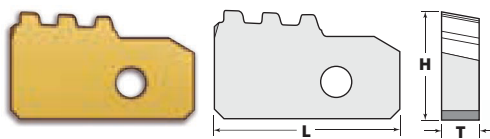
API 3/4" BUTTRESS INTERNAL THREAD FORMS

5T-5P-3/4" BUCA-INT
700-2640 Shown



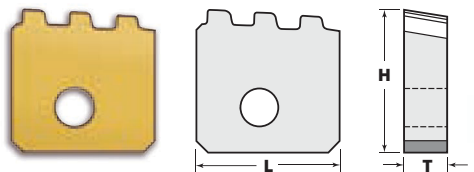
	Order #	Description	L	T	H	Teeth
INCH	700-2615	5T-5P-3/4" BUCA-INT	.984	.197	.625	5
METRIC			25.0	5.0	15.88	5
INCH	700-2620	5T-5P-3/4" BUCA-INT	.984	.197	.620	5
METRIC			25.0	5.0	15.75	5
INCH	700-2625	5T-5P-3/4" BUCA-INT	.984	.197	.620	5
METRIC			25.0	5.0	15.75	5
INCH	700-2640	5T-5P-3/4" BUCA-INT	1.00	.200	.614	5
METRIC			25.4	5.08	15.6	5
INCH	700-2645	5T-5P-3/4" BUCA-INT	1.00	.200	.614	5
METRIC			25.4	5.08	15.6	5
INCH	700-2655	5T-5P-3/4" BUCA-INT	.984	.197	.576	5
METRIC			25.0	5.0	14.63	5
INCH	700-2670	5T-5P-3/4" BUCA-INT	.984	.197	.625	5
METRIC			25.0	5.0	15.88	5

700-2630 (3T-5P-3/4" BUCA-INT)



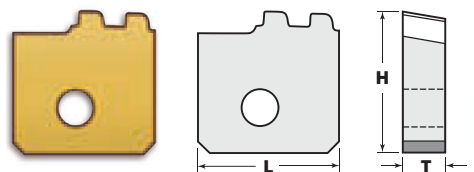
	Order #	Description	L	T	H	Teeth
INCH	700-2630	3T-5P-3/4" BUCA-INT	.984	.197	.576	3
METRIC			25.0	5.0	14.63	3

700-2650 (3T-5P-3/4" BUCA-INT)



	Order #	Description	L	T	H	Teeth
INCH	700-2650	3T-5P-3/4" BUCA-INT	.625	.187	.620	3
METRIC			15.88	4.75	15.75	3

700-2680 (2T-5P-3/4" BUCA-INT)

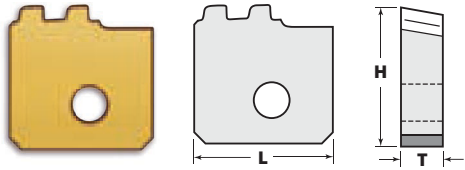


	Order #	Description	L	T	H	Teeth
INCH	700-2680	2T-5P-3/4" BUCA-INT	.620	.187	.620	2
METRIC			15.75	4.75	15.75	2



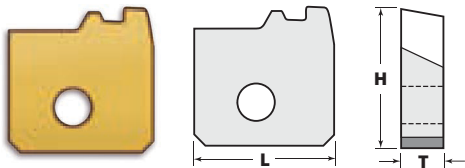
API 3/4" BUTTRESS INTERNAL THREAD FORMS

700-2685 (2T-5P-3/4" BUCA-INT) – PULLING



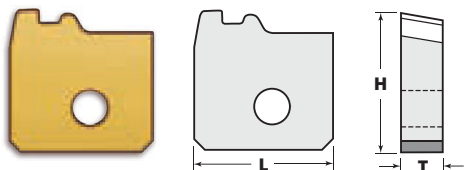
	Order #	Description	L	T	H	Teeth
INCH	700-2685	2T-5P-3/4" BUCA-INT	.625	.187	.620	2
METRIC			15.88	4.75	15.8	2

700-2690 (1T-5P-3/4" BUCA-INT)



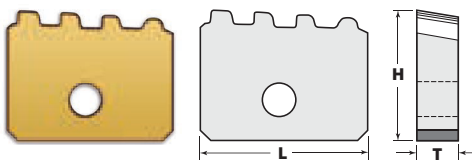
	Order #	Description	L	T	H	Teeth
INCH	700-2690	1T-5P-3/4" BUCA-INT	.625	.187	.625	1
METRIC			15.88	4.75	15.88	1

700-2695 (1T-5P-3/4" BUCA-INT) – PULLING



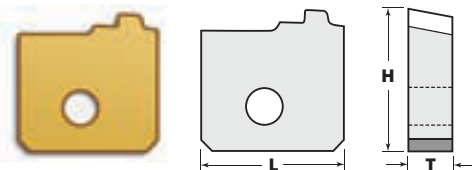
	Order #	Description	L	T	H	Teeth
INCH	700-2695	1T-5P-3/4" BUCA-INT	.625	.187	.625	1
METRIC			15.88	4.75	15.88	1

700-2000 (4T-5P-3/4" BUCA-INT)



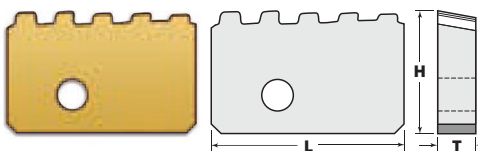
	Order #	Description	L	T	H	Teeth
INCH	700-2000	4T-5P-3/4" BUCA-INT	.800	.200	.625	4
METRIC			20.32	5.08	15.87	4

700-2600 (1T-5P-3/4" BUCA-INT)



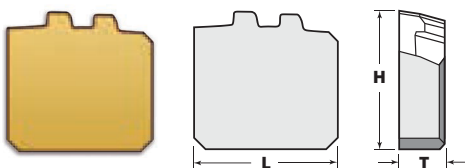
	Order #	Description	L	T	H	Teeth
INCH	700-2600	1T-5P-3/4" BUCA-INT	.625	.197	.620	1
METRIC			15.88	5.0	15.75	1

700-2660 (RT-5T-5P-3/4" BUCA-INT) – PULLING



	Order #	Description	L	T	H	Teeth
INCH	700-2660	RT-5T-5P-3/4" BUCA-INT	.984	.197	.620	5
METRIC			25.0	5.0	15.8	5

900-5000 (2T-5P-3/4" BUCA-INT)

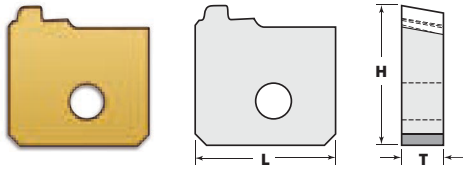


	Order #	Description	L	T	H	Teeth
INCH	900-5000	2T-5P-3/4" BUCA-INT	.640	.200	.614	2
METRIC			16.26	5.08	15.6	2



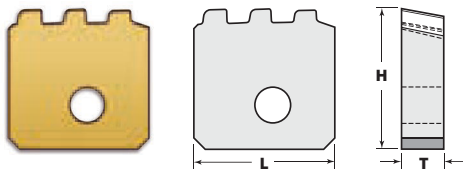
API 3/4" BUTTRESS INTERNAL THREAD FORMS

700-2698 (1T-5P-3/4" BUCA-INT) – PULLING



	Order #	Description	L	T	H	Teeth
INCH	700-2698	1T-5P-3/4" BUCA-INT	.625	.187	.620	1
METRIC			15.88	4.75	15.75	1

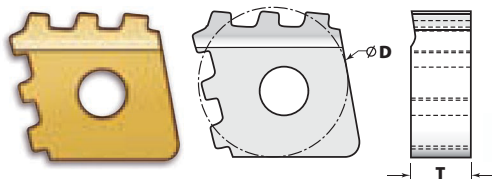
700-2635 (3T-5P-3/4" BUCA-INT) – PULLING



	Order #	Description	L	T	H	Teeth
INCH	700-2635	3T-5P-3/4" BUCA-INT	.625	.187	.620	3
METRIC			15.88	4.75	15.75	1

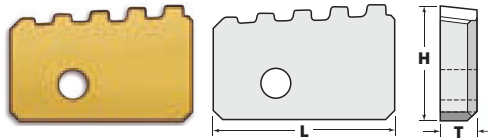
API 1" BUTTRESS EXTERNAL THREAD FORMS

280-2005 (THX-3T-5P-1" BUCA-EXT)



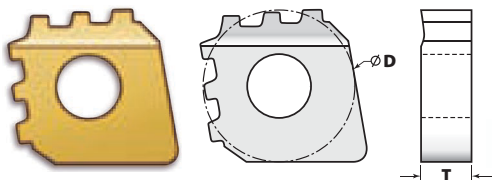
	Order #	Description	D	T	Teeth
INCH	280-2005	THX-3T-5P-1" BUCA-EXT	.625	.250	3
METRIC			15.88	6.35	3

522-5950E (5T-5P-1" BUCA-EXT)



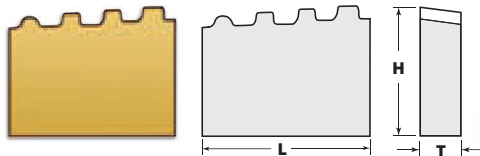
	Order #	Description	L	T	H	Teeth
INCH	522-5950E	5T-5P-1" BUCA-EXT	.984	.197	.625	5
METRIC			25.0	5.0	15.88	5

656-6245 (CNMA-64-3T-5P-1" BUCA-EXT)



	Order #	Description	D	T	Teeth
INCH	656-6245	CNMA-64-3T-5P-1" BUCA-EXT	.750	.250	3
METRIC			19.05	6.35	3

713-2100 (NC-4T-5P-1" BUCA-EXT)

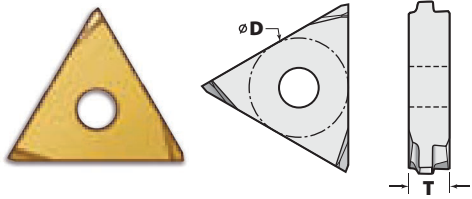


	Order #	Description	L	T	H	Teeth
INCH	713-2100	NC-4T-5P-1" BUCA-EXT	.800	.200	.625	4
METRIC			20.32	5.08	15.88	4



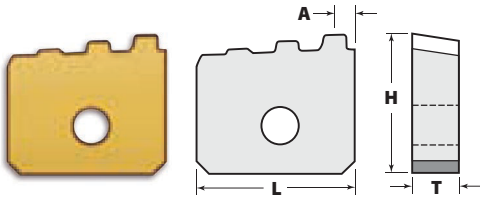
API 1" BUTTRESS EXTERNAL THREAD FORMS & SETS

313-1120 (TNMC-54-5P-1" BUCA-EXT)
313-1125 (TNMA-54-5P-1" BUCA-EXT) – *Shown*



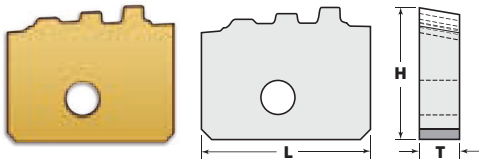
	Order #	Description	D	T
INCH	313-1120	TNMC-54-5P-1" BUCA-EXT	.625	.250
	313-1125	TNMA-54-5P-1" BUCA-EXT	.625	.250
METRIC			15.88	6.35

1" BUCA SET
713-8570/713-8580/713-8590



	Order #	Description	L	A	T	H
INCH	713-8570	3T-5P-1" Buca Set #1	.670	.217	.200	.573
METRIC			17.02	5.51	5.08	14.55
INCH	713-8580	3T-5P-1" Buca Set #2	.670	.151	.200	.583
METRIC			17.02	3.84	5.08	14.81
INCH	713-8590	3T-5P-1" Buca Set #3	.670	.084	.200	.589
METRIC			17.02	2.13	5.08	14.96

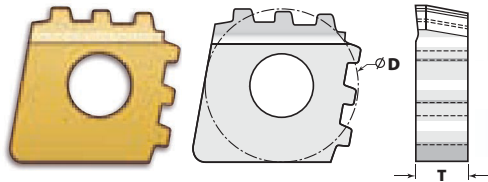
1" BUCA SET
713-8550/713-8560



	Order #	Description	L	T	H	Teeth
INCH	713-8550	3T-1" Buca Set #1	.787	.187	.617	3
METRIC			20.0	4.75	15.67	3
INCH	713-8560	4T-1" Buca Set #2	.787	.187	.625	4
METRIC			20.0	4.75	15.88	4

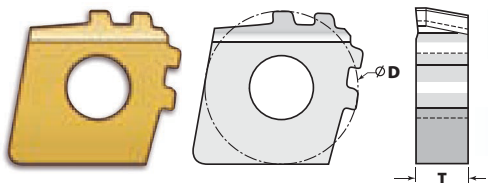
API 1" BUTTRESS INTERNAL THREAD FORMS

155-3000 (CNMA-64-3T-5P-1" BUCA-INT) – ROUGHER USED WITH 155-3005



	Order #	Description	D	T	Teeth
INCH	155-3000	CNMA-64-3T-5P-1" BUCA-INT	.750	.250	3
METRIC			19.05	6.35	3

155-3005 (CNMA-64-2T-5P-1" BUCA-INT) – FINISHER USED WITH 155-3000

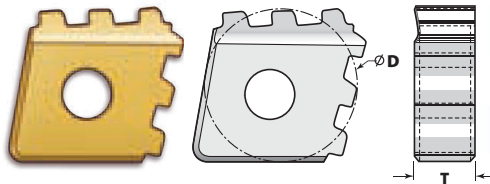


	Order #	Description	D	T	Teeth
INCH	155-3005	CNMA-64-2T-5P-1" BUCA-INT	.750	.250	2
METRIC			19.05	6.35	2



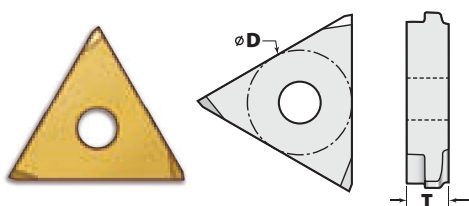
API 1" BUTTRESS INTERNAL THREAD FORMS

180-1680 (THX-3T-5P-1" BUCA-INT)



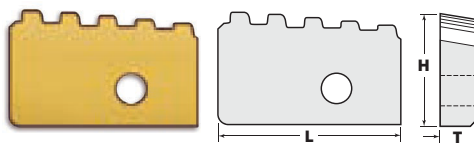
	Order #	Description	D	T	Teeth
INCH	180-1680	THX-3T-5P-1" BUCA-INT	.625	.250	3
METRIC			15.88	6.35	3

313-1100 (TNMC-54-5P-1" BUCA-INT) 313-1130 (TNMA-54-5P-1" BUCA-INT) – Shown



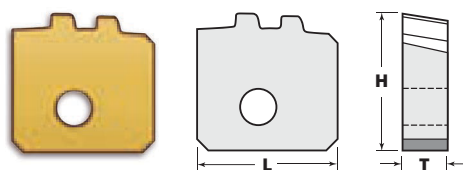
	Order #	Description	D	T
INCH	313-1100	TNMC-54-5P-1" BUCA-INT	.625	.250
	313-1130	TNMA-54-5P-1" BUCA-INT	.625	.250
METRIC			15.88	6.35

700-1680 (5T-5P-1" BUCA-INT) – Shown 700-1690 (5T-5P-1" BUCA-INT)



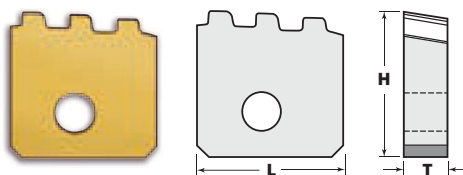
	Order #	Description	L	T	H	Teeth
INCH	700-1680	5T-5P-1" BUCA-INT	1.00	.200	.613	5
METRIC			25.4	5.08	15.57	5
INCH	700-1690	5T-5P-1" BUCA-INT	.984	.197	.576	5
METRIC			25.0	5.0	14.63	5

700-3100 (2T-5P-1" BUCA-INT) – NO CHAMFERS 700-3105 (2T-5P-1" BUCA-INT) – Shown



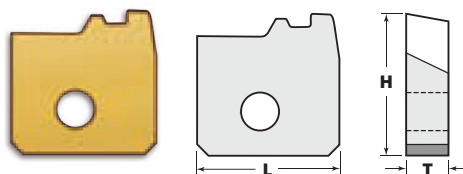
	Order #	Description	L	T	H	Teeth
INCH	700-3100	2T-5P-1" BUCA-INT	.630	.200	.613	2
	700-3105	2T-5P-1" BUCA-INT	.630	.200	.613	2
METRIC			16.0	5.08	15.57	2

700-3110 (3T-5P-1" BUCA-INT)



	Order #	Description	L	T	H	Teeth
INCH	700-3110	3T-5P-1" BUCA-INT	.625	.187	.625	3
METRIC			15.88	4.75	15.88	3

700-3120 (1T-5P-1" BUCA-INT)

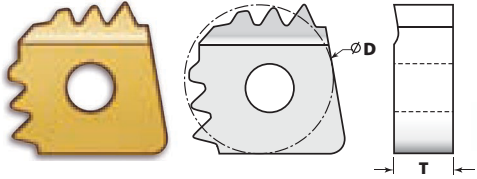


	Order #	Description	L	T	H	Teeth
INCH	700-3120	1T-5P-1" BUCA-INT	.625	.187	.625	1
METRIC			15.88	4.75	15.88	1



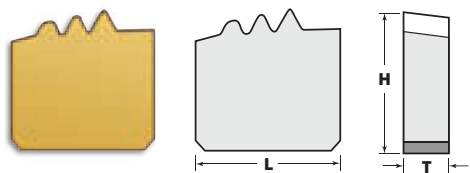
API 8TPI LINE PIPE EXTERNAL THREAD FORMS & SETS

280-2050 (THX-3T-8P-LP-EXT)



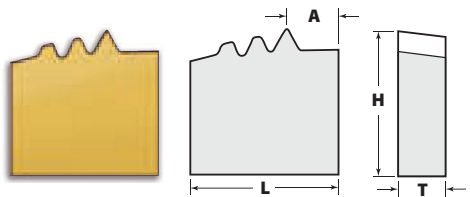
	Order #	Description	D	T	Teeth
INCH	280-2050	THX-3T-8P-LP-EXT	.625	.250	3
METRIC			15.88	6.35	3

713-1300 (3T-8P-LP-EXT)



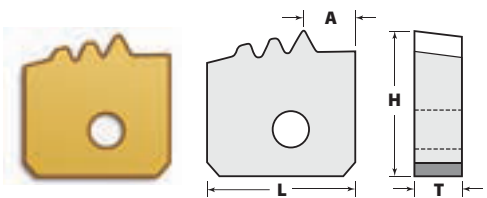
	Order #	Description	L	T	H	Teeth
INCH	713-1300	3T-8P-LP-EXT	.630	.200	.615	3
METRIC			16.0	5.08	15.62	3

8P-LP-EXT SET 713-5000/713-5005/713-5010



	Order #	Description	L	A	T	H
INCH	713-5000	8P-LP-EXT Set #1	.625	.3033	.200	.592
METRIC			15.88	7.70	5.08	15.04
INCH	713-5005	8P-LP-EXT Set #2	.625	.2617	.200	.601
METRIC			15.88	6.65	5.08	15.27
INCH	713-5010	8P-LP-EXT Set #3	.625	.2200	.200	.615
METRIC			15.88	5.59	5.08	15.62

8P-LP-EXT SET 713-3001/713-3002/713-3003




	Order #	Description	L	A	T	H
INCH	713-3001	8P-LP-EXT Set #1	.630	.3033	.204	.592
METRIC			16.0	7.70	5.18	15.04
INCH	713-3002	8P-LP-EXT Set #2	.630	.2613	.204	.601
METRIC			16.0	6.64	5.18	15.27
INCH	713-3003	8P-LP-EXT Set #3	.630	.2200	.204	.615
METRIC			16.0	5.59	5.18	15.62



API 8TPI LINE PIPE EXTERNAL THREAD SETS

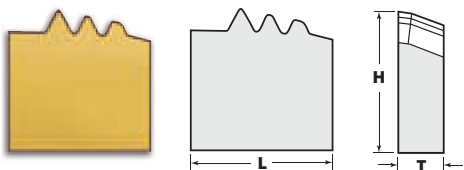
8P-LP-EXT SET
713-8071/713-8072/713-8073



	Order #	Description	L	A	T	H
INCH	713-8071	8P-LP-EXT Set #1	1.125	.2376	.188	.589
METRIC			28.58	6.04	4.78	14.96
INCH	713-8072	8P-LP-EXT Set #2	1.125	.1958	.188	.589
METRIC			28.58	4.97	4.78	14.96
INCH	713-8073	8P-LP-EXT Set #3	1.125	.1538	.188	.589
METRIC			28.58	3.91	4.78	14.96

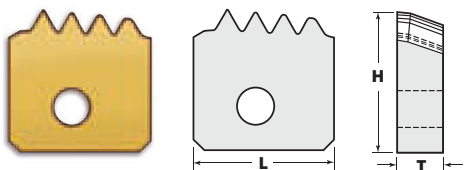
API 8TPI LINE PIPE INTERNAL THREAD FORMS

700-1550 (3T-8P-LP-INT)



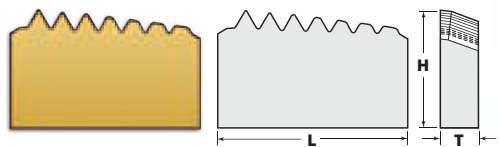
	Order #	Description	L	T	H	Teeth
INCH	700-1550	3T-8P-LP-INT	.620	.200	.615	3
METRIC			15.75	5.08	15.62	3

700-1555 (4T-8P-LP-INT)



	Order #	Description	L	T	H	Teeth
INCH	700-1555	4T-8P-LP-INT	.625	.200	.625	4
METRIC			15.88	5.08	15.88	4

700-1560 (7T-8P-LP-INT)

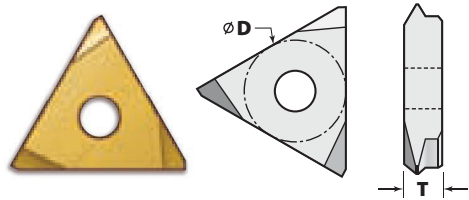


	Order #	Description	L	T	H	Teeth
INCH	700-1560	7T-8P-LP-INT	1.000	.200	.615	7
METRIC			25.4	5.08	15.62	7



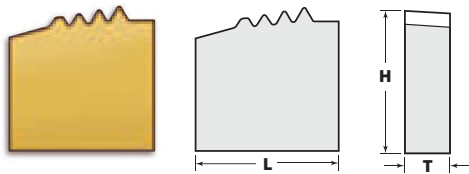
API 11.5TPI LINE PIPE EXTERNAL THREAD FORMS & SETS

313-4050 (TNMA-43-11.5P-LP-EXT) – *Shown*
313-4045 (TNMC-43-11.5P-LP-EXT)



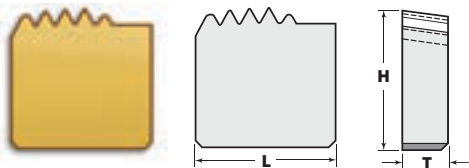
	Order #	Description	D	T
INCH	313-4050	TNMA-43-11.5P-LP-EXT	.500	.188
	313-4045	TNMC-43-11.5P-LP-EXT	.500	.188
METRIC			12.7	4.76

713-1350 (4T-11.5P-LP-EXT)



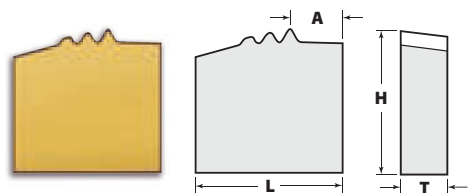
	Order #	Description	L	T	H	Teeth
INCH	713-1350	4T-11.5P-LP-EXT	.625	.200	.625	4
METRIC			15.88	5.08	15.88	4

713-1585 (4T-11.5P-LP-EXT)



	Order #	Description	L	T	H	Teeth
INCH	713-1585	4T-11.5P-LP-EXT	.625	.200	.620	4
METRIC			15.88	5.08	15.75	4

3T-11.5P-LP-EXT SET
713-5050/713-5055/713-5060

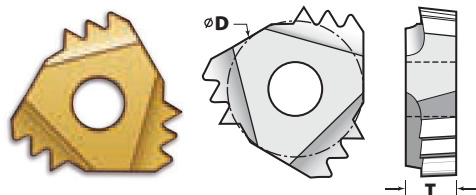


	Order #	Description	L	A	T	H
INCH	713-5050	3T-11.5P-LP-EXT Set #1	.625	.2540	.200	.605
METRIC			15.88	6.45	5.08	15.37
INCH	713-5055	3T-11.5P-LP-EXT Set #2	.625	.2250	.200	.609
METRIC			15.88	5.72	5.08	15.47
INCH	713-5060	3T-11.5P-LP-EXT Set #3	.625	.1960	.200	.625
METRIC			15.88	4.98	5.08	15.88



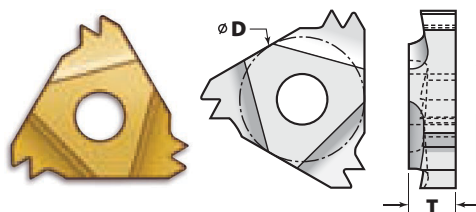
API 11.5TPI LINE PIPE INTERNAL THREAD FORMS

213-1150 (TNMA-43FL-11.5P-LP-INT)



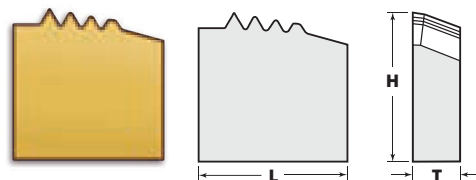
	Order #	Description	D	T
INCH	213-1150	TNMA-43FL-11.5P-LP-INT	.500	.188
METRIC			12.7	4.76

213-4050 (TNMA-43FL-11.5P-LP-INT)



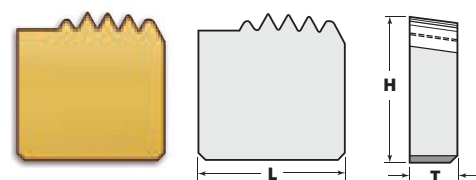
	Order #	Description	D	T
INCH	213-4050	TNMA-43FL-11.5P-LP-INT	.500	.188
METRIC			12.7	4.76

700-1580 (4T-11.5P-LP-INT)



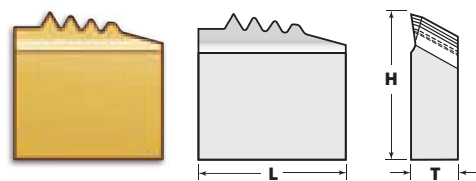
	Order #	Description	L	T	H	Teeth
INCH	700-1580	4T-11.5P-LP-INT	.625	.200	.620	4
METRIC			15.88	5.08	15.75	4

700-1585 (4T-11.5P-LP-INT)



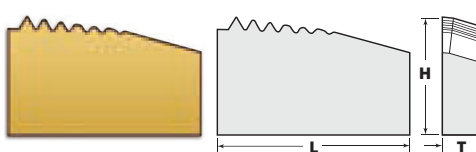
	Order #	Description	L	T	H	Teeth
INCH	700-1585	4T-11.5P-LP-INT	.625	.200	.620	4
METRIC			15.88	5.08	15.75	4

700-1590 (4T-11.5P-LP-INT)



	Order #	Description	L	T	H	Teeth
INCH	700-1590	4T-11.5P-LP-INT	.625	.200	.620	4
METRIC			15.88	5.08	15.75	4

700-1600 (7T-11.5P-LP-INT)

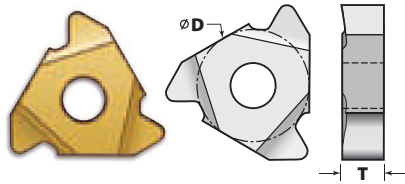


	Order #	Description	L	T	H	Teeth
INCH	700-1600	7T-11.5P-LP-INT	1.000	.200	.615	7
METRIC			25.4	5.08	15.62	7

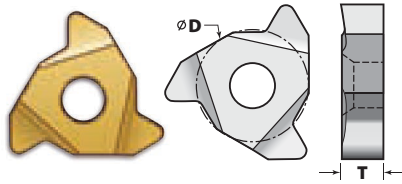


API ROTARY SHOULDER INTERNAL

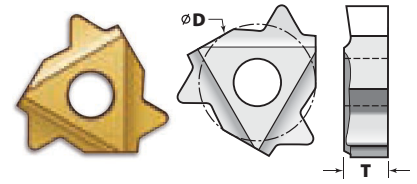
FOLLOW TOPPING



NON TOPPING



FULL TOPPING

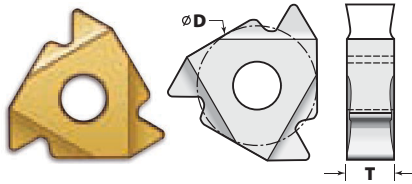


	Order #	Description	D	T	Rad.	TPI	TPF	Thd Form	Topping
INCH	213-5030	TNMB-43FL-V3824-INT	.500	.188	.038	4	2	V0.038R	NON
METRIC			12.7	4.78					
INCH	213-5040	TNMA-43FL-V3824-INT	.500	.188	.038	4	2	V0.038R	FOLLOW
METRIC			12.7	4.78					
INCH	213-8050	TNMA-54FL-V3824-INT	.625	.250	.038	4	2	V0.038R	FULL
METRIC			15.88	6.35					
INCH	213-8055	TNMA-54FL-V3824-INT	.625	.250	.038	4	2	V0.038R	FOLLOW
METRIC			15.88	6.35					
INCH	213-8060	TNMA-54FL-V3834-INT	.625	.250	.038	4	3	V0.038R	FULL
METRIC			15.88	6.35					
INCH	213-8070	TNMA-54FL-V2524-INT	.625	.250	.025	4	2	V0.050	FULL
METRIC			15.88	6.35					
INCH	213-8080	TNMA-54FL-V2534-INT	.625	.250	.025	4	3	V0.050	FULL
METRIC			15.88	6.35					
INCH	213-8090	TNMA-54FL-V2035-INT	.625	.250	.020	5	3	V0.040	FULL
METRIC			15.88	6.35					
INCH	615-2000	TNMA-43FL-V2035-INT	.500	.188	.020	5	3	V0.040	FOLLOW
METRIC			12.7	4.78					
INCH	615-2050	TNMA-43FL-V3824-INT	.500	.188	.038	4	2	V0.038R	FOLLOW
METRIC			12.7	4.78					



API ROTARY SHOULDER INTERNAL/EXTERNAL

FOLLOW TOPPING I/E

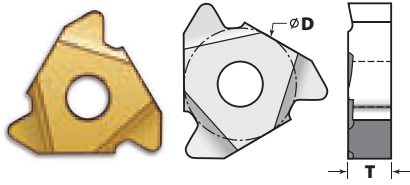


	Order #	Description	D	T	Rad.	TPI	TPF	Thd Form	Topping
INCH	213-5050	TNMA-43FL-V3824-IE	.500	.188	.038	4	2	V0.038R	FOLLOW
METRIC			12.7	4.78					
INCH	213-5080	TNMA-44FL-V2534-IE	.500	.250	.025	4	3	V0.050	FOLLOW
METRIC			12.7	6.35					
INCH	213-5090	TNMA-44FL-V2035-IE	.500	.250	.020	5	3	V0.040	FOLLOW
METRIC			12.7	6.35					
INCH	213-6050	TNMA-54FL-V3824-IE	.625	.250	.038	4	2	V0.038R	FOLLOW
METRIC			15.88	6.35					
INCH	213-6080	TNMA-54FL-V2534-IE	.625	.250	.025	4	3	V0.050	FOLLOW
METRIC			15.88	6.35					
INCH	213-6090	TNMA-54FL-V2035-IE	.625	.250	.020	5	3	V0.040	FOLLOW
METRIC			15.88	6.35					
INCH	213-6070	TNMA-54FL-V2524-IE	.625	.250	.025	4	2	V0.050	FOLLOW
METRIC			15.88	6.35					
INCH	213-6060	TNMA-54FL-V3834-IE	.625	.250	.038	4	3	V0.038R	FOLLOW
METRIC			15.88	6.35					

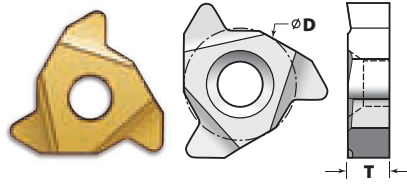


API ROTARY SHOULDER EXTERNAL

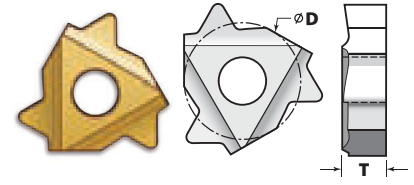
FOLLOW TOPPING



NON TOPPING



FULL TOPPING

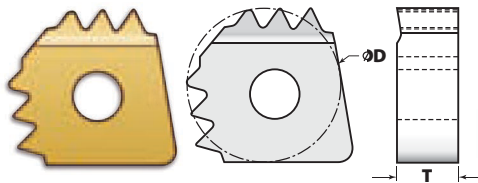


	Order #	Description	D	T	Rad.	TPI	TPF	Thd Form	Topping
INCH	313-5030	TNMB-43FL-V3824-EXT	.500	.188	.038	4	2	V0.038R	NON
METRIC			12.7	4.78					
INCH	313-5040	TNMC-43FL-V3824-EXT	.500	.188	.038	4	2	V0.038R	FOLLOW
METRIC			12.7	4.78					
INCH	313-8030	TNMC-43FL-V2534-EXT	.500	.188	.025	4	3	V0.050	FOLLOW
METRIC			12.7	4.78					
INCH	313-8040	TNMC-43FL-V2524-EXT	.500	.188	.025	4	2	V0.050	FOLLOW
METRIC			12.7	4.78					
INCH	313-8055	TNMA-54FL-V3824-EXT	.625	.250	.038	4	2	V0.038R	FOLLOW
METRIC			15.88	6.35					
INCH	313-8060	TNMA-54FL-V3834-EXT	.625	.250	.038	4	3	V0.038R	FOLLOW
METRIC			15.88	6.35					
INCH	313-8070	TNMA-54FL-V2524-EXT	.625	.250	.025	4	2	V0.050	FOLLOW
METRIC			15.88	6.35					
INCH	313-8095	TNMA-54FL-V2035-EXT	.625	.250	.020	5	3	V0.040	FOLLOW
METRIC			15.88	6.35					
INCH	616-1850	TNMA-43FL-V3824-EXT	.500	.188	.038	4	2	V0.038R	FOLLOW
METRIC			12.7	4.78					
INCH	313-8065	TNMA-54FL-V3834-EXT	.625	.250	.038	4	3	V0.038R	FULL
METRIC			15.88	6.35					
INCH	313-8075	TNMA-54FL-V2524-EXT	.625	.250	.025	4	2	V0.050	FULL
METRIC			15.88	6.35					
INCH	313-8085	TNMA-54FL-V2534-EXT	.625	.250	.025	4	3	V0.050	FOLLOW
METRIC			15.88	6.35					
INCH	313-8050	TNMA-54FL-V3824-EXT	.625	.250	.038	4	2	V0.038R	FULL
METRIC			15.88	6.35					
INCH	313-8080	TNMA-54FL-V2534-EXT	.625	.250	.025	4	3	V0.050	FULL
METRIC			15.88	6.35					
INCH	313-8090	TNMA-54FL-V2035-EXT	.625	.250	.020	5	3	V0.040	FULL
METRIC			15.88	6.35					



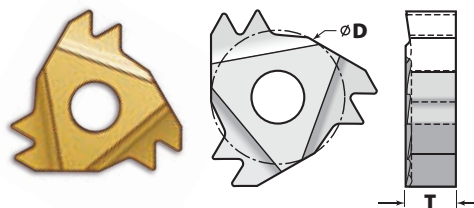
WATER WELL EXTERNAL THREAD FORMS

280-2060 (THX-3T-8P-WW-EXT)



	Order #	Description	D	T	Teeth
INCH	280-2060	THX-3T-8P-WW-EXT	.625	.250	3
METRIC			15.88	6.35	3

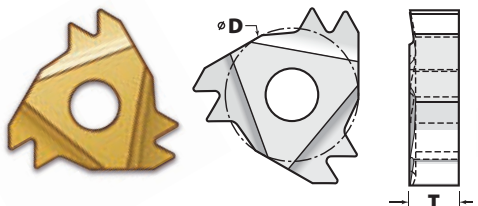
313-9000 (TNMA-43FL-8P-WW-EXT)



	Order #	Description	D	T
INCH	313-9000	TNMA-43FL-8P-WW-EXT	.500	.188
METRIC			12.7	4.76

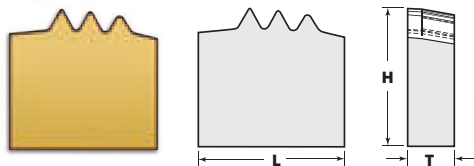
WATER WELL INTERNAL THREAD FORMS

313-9010 (TNMA-43FL-8P-WW-INT)



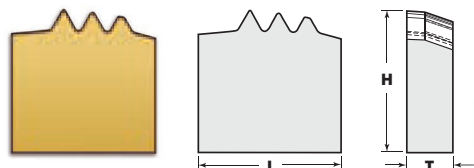
	Order #	Description	D	T
INCH	313-9010	TNMA-43FL-8P-WW-INT	.500	.188
METRIC			12.7	4.76

700-4040 (3T-8P-WW-INT)



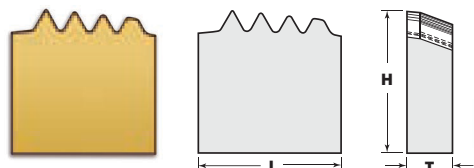
	Order #	Description	L	T	H	Teeth
INCH	700-4040	3T-8P-WW-INT	.630	.200	.592	3
METRIC			16.0	5.08	15.04	3

700-4041 (3T-8P-WW-INT)



	Order #	Description	L	T	H	Teeth
INCH	700-4041	3T-8P-WW-INT	.630	.205	.625	3
METRIC			16.0	5.21	15.87	3

700-4050 (4T-8P-WW-INT)



	Order #	Description	L	T	H	Teeth
INCH	700-4050	4T-8P-WW-INT	.630	.200	.625	4
METRIC			16.0	5.08	15.87	4